

# MALIBU VAN

THE NUMBER-ONE PREMIUM VAN



**Price List**  
**26.1 EN**

VALID FROM 01/08/2025

**malibu**  
a company of carthago

## Malibu Van

<b>Legal and technical information regarding the selection of your motorhome</b>	<b>3-6</b>
<b>Overview of models</b>	<b>7</b>
<b>Class comparison</b>	<b>8-9</b>
Malibu Van Compact: Our everyday camper van with short vehicle lengths of under 6 metres	
Malibu Van Comfort: The king of comfort	
Malibu Van Diversity: A versatile camper van with XL kitchen comfort and spacious interior	
Malibu Van First Class - Two Rooms: Innovative layout with unique two-room concept	
<b>Standard equipment</b>	<b>10-12</b>
<b>Prices and technical data</b>	<b>13-14</b>
<b>Equipment packages</b>	<b>15-16</b>
<b>Special equipment</b>	<b>17-18</b>
<b>Footnotes / General notes</b>	<b>19</b>



# IMPORTANT LEGAL AND TECHNICAL INFORMATION REGARDING THE SELECTION AND CONFIGURATION OF YOUR MOTORHOME


Each motorhome is only approved for a certain maximum weight on the road, which must not be exceeded under any circumstances when driving. When you select and configure your motorhome or van (hereinafter referred to as: "motorhome"), the technical and legal limits for the weight of the motorhome are therefore extremely important. These play a decisive part in the configuration, particularly when the additional equipment is being selected (equipment packages, special equipment and options).

The technical and legal requirements for the weight of your motorhome are regulated in EU Implementing Regulation No. 2021/535 (until June 2022: EU Implementing Regulation No. 1230/2012). This applies uniformly within the European Union. In order to make it easier for you to select and configure your motorhome in compliance with the legal and technical requirements, we will explain the key terms and requirements of this regulation and give you some information that is extremely important for configuring your vehicle and selecting your additional equipment (equipment packages, special equipment and options) from the items that are available from the factory. Please read this information carefully before configuring and ordering your vehicle. Our dealers will provide you with additional assistance in selecting and configuring your motorhome.

## 1. TECHNICALLY PERMISSIBLE GROSS VEHICLE WEIGHT

The technically permissible gross vehicle weight describes the maximum permissible weight, based on the layout, that your motorhome is allowed to weigh when laden (e.g. 3,500 kg, 4,500 kg) as specified by the manufacturer. This is entered in Part I of the registration certificate. You can find information about the technically permissible gross vehicle weight for each layout in the technical data which is shown in our sales documents (e.g. in the price lists).

Illustration in the price list:

COMPACT   COMFORT		
		
	compact	
	540 DB	600 LE
Chassis	Fiat Ducato 35 light	Fiat Ducato 35 light
Base engine	Diesel 2,2 l (140 HP / 103 kW)	Diesel 2,2 l (140 HP / 103 kW)
Length / width / height (mm)***	5,410 / 2,100 / 2,590	5,990 / 2,100 / 2,590
Wheel base (mm)	3,45	4,035
Headroom in living area (mm)	1,9	1,9
Technically permissible gross vehicle weight (kg) <sup>52)</sup>	3,5	3,500 / 4,000*
Mass in running order (kg) <sup>7)</sup>	2,754 (2,616 - 2,892)	2,874 (2,730 - 3,018)
Weight of additional equipment specified by the manufacturer as standard (kg) <sup>51)</sup>	396	269
Max. towing capacity (kg) <sup>15)</sup>	2,500	2,500
Max. number of seats with 3-point safety belt while driving <sup>50)</sup>	4	4

The technically permissible gross vehicle weight (e.g. 3,500 kg) must not be exceeded under any circumstances while driving. If the vehicle exceeds the technically permissible gross vehicle weight while driving, this constitutes a regulatory offence which may be punishable with a fine. We therefore urgently advise you to check this before each journey and ensure that you and your vehicle do not exceed the technically permissible gross vehicle weight (e.g. 3,500 kg).

## 2nd MASS IN RUNNING ORDER

The mass in running order corresponds to the (unladen) weight of the vehicle with standard factory equipment (including lubricants, tools, tyre repair kit and a fuel tank that is 90% full) plus a statutory default weight of 75 kg for the driver.

The mass in running order essentially includes the following items:

- the unladen weight of the vehicle with the main cabin including filled operating fluids such as lubricating grease, oils and coolants;
- the standard equipment, i.e. all equipment items which are included in the vehicle within the scope of delivery;
- a fresh water tank that is 100% full when driving (filling when driving in accordance with the manufacturer's specifications. You will find the manufacturer's information about filling the vehicle in the sales documents (e.g. in the price lists). This is 20 l or 50 l depending on the model range) and an aluminium gas bottle that is 100% full, weighing 16 kg;
- a fuel tank that is 90% full;
- the driver, whose weight is set at a flat rate of 75 kg, regardless of the driver's actual weight.

The mass in running order is therefore the basic configuration of the vehicle model you have selected with standard equipment plus a statutory flat rate weight of 75 kg for the driver. This changes after selecting additional equipment (equipment packages, special equipment, options).

You will find information about the mass in running order for each layout in our sales documents (e.g. in the price lists).



It is important that the value given in our sales documents for the mass in running order is a standard value which is determined during the type approval procedure and checked by the authorities. It is legally permissible and possible for the mass in running order of the vehicle which is delivered to you to differ from the nominal value specified in the sales documents due to production-related tolerances. The legal tolerance is  $\pm 5\%$ . The EU legislator has taken into account the fact that there are certain fluctuations in the mass in running order due to fluctuations in the weight of the supplied parts as well as process and weather-related factors. Please take this into consideration when selecting and configuring your motorhome.

Example calculation illustrating these (permissible) production-related weight deviations:

Mass in running order according to sales documents:	2,900 kg
Legal tolerance of $\pm 5\%$ :	145 kg
Legally permissible range of mass in running order:	2,755 to 3,045 kg

The specific range of permissible weight deviations for the mass in running order for each layout can be found in the technical data shown in our sales documents. As a manufacturer, we endeavour to restrict weight fluctuations to the minimum that is unavoidable in terms of production technology. Deviations above and below within the legally permissible tolerance range therefore only occur very rarely. However, in spite of constant technical optimisation of the production process, these cannot be completely avoided.

In order to ensure that all of the vehicles which are actually delivered comply with the legally permissible tolerance, the actual weight of the vehicle and compliance with the permissible tolerance of  $\pm 5\%$  is checked by us as the manufacturer by weighing the vehicle upon completion in the production area at the end of the production line. Your dealer will inform you of the actual weight of your vehicle that was measured at the end of the production line. This gives you full transparency about any weight discrepancies that may be present in your vehicle.

### 3rd NUMBER OF MAXIMUM PERMITTED SEATS / WEIGHT OF PASSENGERS

The maximum number of permitted seats while driving is determined by us as the manufacturer during the type approval procedure. The weight of the passengers results from the maximum number of permitted seats. The weight of the passengers is a flat rate of 75 kg for each approved seat which we as the manufacturer have provided for the vehicle, regardless of what the passengers actually weigh. This is also a legally prescribed calculation. Since the weight of the driver is already included in the mass in running order, i.e. 75 kg (see section 2.), this is not taken into consideration in the weight of the passengers. In a motorhome with four approved seats, the weight of the passengers is  $3 \times 75 \text{ kg} = 225 \text{ kg}$ .

The specification of the maximum permissible number of seats in the sales documents refers to the respective vehicle weight in a standard set-up without additional equipment (for additional equipment, see section 4.) and specifies the maximum possible number of persons who can be seated while driving.

However, the number of seats depends on the weight and axle load. For example, it can be reduced by installing additional equipment (e.g. by selecting equipment packages, special equipment and options) or, depending on the model, only be achieved by increasing the permissible total weight and/or by omitting additional equipment.

### 4th ACTUAL WEIGHT AND ADDITIONAL EQUIPMENT

The mass in running order (see section 2.) and the weight of the factory-installed additional equipment (equipment packages, special equipment, options) in a specific vehicle are collectively referred to as the actual weight of the vehicle.

You can find information about the actual weight of your vehicle after it has been handed over in section 13.2 of the Certificate of Conformity (CoC), which will be given to you by your dealer when the handover takes place.

Please note that the actual weight which is specified in the Certificate of Conformity (CoC) is also a standard value. Since the mass in running order – as part of the actual weight – has a legally permissible tolerance of  $\pm 5\%$  (see section 2.), the actual weight can deviate from the specified nominal value accordingly.

According to the legal definition, the so-called additional equipment includes all optional equipment parts that are not included in the standard equipment and is fitted to the vehicle by the manufacturer (i.e. ex works) and can be ordered by the customer (e.g. awning, bicycle or motorcycle rack, satellite system, solar energy system, oven etc.). Information about the individual or package weights of the equipment packages, special equipment and options which can be ordered can be found in our sales documents. Other accessories that are retrofitted after delivery of the vehicle from the factory by the dealer or by you personally are not included in the special equipment in this sense.

### 5th MAXIMUM WEIGHT OF ADDITIONAL EQUIPMENT SPECIFIED BY THE MANUFACTURER AND PAYLOAD

Since the installation of additional equipment is also subject to legal and technical limits, we determine the value of the maximum weight of additional equipment which can be fitted to the vehicle in addition to the standard equipment (e.g. by selecting equipment packages and/or special equipment) for each layout and vehicle. This value must not be exceeded when you are selecting and configuring your vehicle.

The weight of additional equipment specified by the manufacturer can be found in our sales documents (e.g. in the price lists).

## COMPACT | COMFORT



	compact	
	540 DB	600 LE
Chassis	Fiat Ducato 35 light	Fiat Ducato 35 light
Base engine	Diesel 2,2 l (140 HP / 103 kW)	Diesel 2,2 l (140 HP / 103 kW)
Length / width / height (mm)***	5,410 / 2,100 / 2,590	5,990 / 2,100 / 2,590
Wheel base (mm)	3,45	4,035
Headroom in living area (mm)	1,9	1,9
Technically permissible gross vehicle weight (kg) <sup>52)</sup>	3,5	3,500 / 4,000*
Mass in running order (kg) <sup>7)</sup>	2,754 (2,616 – 2,892)	2,874 (2,730 – 3,018)
Weight of additional equipment specified by the manufacturer as standard (kg) <sup>51)</sup>	396	269
Max. towing capacity (kg) <sup>53)</sup>	2,500	2,500
Max. number of seats with 3-point safety belt while driving <sup>50)</sup>	4	4

The maximum weight of additional equipment specified by the manufacturer is intended to ensure that the legally prescribed minimum payload is also actually available for the vehicle payload after delivery of a vehicle by the manufacturer. This means that only a certain amount of additional equipment can be ordered and installed in the factory, in order to leave a sufficient weight allowance available for luggage and other accessories (the so-called payload) without exceeding the technically permissible gross vehicle weight.

The payload is calculated by subtracting the mass in running order (nominal value according to the sales documents, see section 2.), the weight of passengers (see section 3.) and the maximum weight of additional equipment specified by the manufacturer from the technically permissible gross vehicle weight (see section 1).

For motorhomes, the European legislation prescribes a fixed minimum payload, which must remain for luggage or other accessories which are not installed in the factory. This minimum payload is calculated as follows:

Minimum payload in kg  $\geq 10 * (n + L)$

In this calculation: 'n' = maximum number of passengers plus the driver and 'L' = total length of vehicle in metres (including decimal places).

For a motorhome with a length of 7 m and 4 approved seats (including the driver), for example, the minimum payload is  $10 \text{ kg} * (4 + 7) = 110 \text{ kg}$ .

When you are configuring your motorhome, please note that the payload must not fall below the minimum.

To ensure that the minimum payload is adhered to, there is a maximum combination of additional equipment which can be ordered for each vehicle model. In the above-mentioned example with a minimum payload of 110 kg, the total weight of additional equipment for a vehicle with four approved seats (including the driver) and a mass in running order of 2,900 kg should be a maximum of 265 kg:

3,500 kg	Technically permissible gross vehicle weight
- 2,900 kg	Mass in running order
- 3 x 75 kg	Weight of passengers
- 110 kg	Minimum payload
= 265 kg	Additional equipment

Please note that this calculation is based on the standard value for the mass in running order determined during the type approval process, without taking account of the permissible weight deviations for the mass in running order (see section 2.). If the maximum permissible value for the additional equipment of (in this example) 265 kg is almost or completely exhausted, an upward weight deviation in the mass in running order may therefore result in the minimum payload of 110 kg being theoretically maintained using the standard value of the weight in running order, but in reality there is no corresponding payload option.

Here is another sample calculation for a vehicle with four approved seats, whose actual mass in running order is 1% above the nominal value:

3,500 kg	Technically permissible gross vehicle weight
- 2,929 kg	Actual mass in running order of the vehicle (+ 1% compared to the 2,900 kg specified in the sales documents)
- 3 x 75 kg	Weight of passengers
-265 kg	Weight of additional equipment
= 81 kg	Actual payload (< minimum payload of 110 kg); in this example, the minimum payload is therefore undershot by 29 kg

In order to avoid such a shortfall in the minimum payload, the manufacturer reduces the weight of the additional equipment that can be ordered based on the layout. Limiting the additional equipment is intended to ensure that the minimum payload, i.e. the legally prescribed weight available for luggage and other accessories, is actually achieved for the payload of the vehicles delivered by the manufacturer.

As, due to production reasons, the actual weight of the specific vehicle is only determined when it is weighed at the end of the production line, it cannot be completely ruled out that in rare exceptional cases a situation may arise, whereby the minimum payload is not guaranteed at the end of the production line despite this limitation of additional equipment. In order to guarantee the minimum payload in these cases, the manufacturer will check with you and your dealer before delivery of the vehicle whether, for example, the vehicle is overloaded, the number of permitted seats is reduced or additional equipment is omitted to reduce the weight, so that you receive a vehicle that has the legal minimum payload. The weight of additional equipment offered by the manufacturer can be found in our sales documents (e.g. in the price lists).

Illustration in the price list:

Article no.		£ incl. 20 % VAT	kg
<b>Fiat Ducato chassis</b>			
<b>Engine variants right-hand drive 6e-bis</b>			
310219	140 HP / 103 kW engine, Euro 6e-bis, f35 light, manual transmission, right-hand drive <sup>10) 21)</sup>	Standard	-
310222	140 HP / 103 kW engine, Euro 6e-bis, f35 light, 8-speed automatic torque converter transmission, right-hand drive <sup>10) 15) 21)</sup>	3,44	60
310230	180 HP / 132 kW engine, Euro 6 E-bis, f40 heavy, 8-speed automatic torque converter transmission, right-hand drive <sup>10) 15) 21)</sup>	4,605	60
310224	180 HP / 132 kW engine, Euro 6e-bis, f35 light, 8-speed automatic torque converter transmission, right-hand drive <sup>10) 15) 21)</sup>	7,33	60
310214	180 HP / 132 kW engine, Euro 6e-bis, f40 heavy, 8-speed automatic torque converter transmission, right-hand drive <sup>10) 15) 21)</sup>	8,49	60

The additional weight of additional equipment (all equipment parts not included in the standard equipment) increases the actual weight of the vehicle (= mass in running order plus the selected additional equipment) and reduces the payload. The specified value indicates the additional weight compared to the standard equipment of the respective layout. The total weight of the selected additional equipment (equipment packages, special equipment and options) must not exceed the maximum weight of additional equipment specified by the manufacturer.

## 6. THE EFFECTS OF MASS IN RUNNING ORDER TOLERANCES ON THE PAYLOAD

Regardless of the minimum payload, you should also note that unavoidable production-related fluctuations in the mass in running order have an effect on the remaining payload:

If you order our example vehicle (see section 5.) with additional equipment with a total weight of 150 kg, the calculated payload is 225 kg based on the default value for the mass in running order. Due to the tolerances, the payload that is actually available may deviate from this value and may be higher or lower. If the mass in running order of your vehicle is about 1% higher than the weight specified in the sales documents, the possible payload is reduced from 225 kg to 196 kg:

3,500 kg	Technically permissible gross vehicle weight
- 2,929 kg	Actual mass in running order of the vehicle (+ 1% compared to the 2,900 kg specified in the sales documents)
- 3 x 75 kg	Weight of passengers
- 150 kg	Ordered additional equipment for the specifically configured vehicle
= 196 kg	Actual payload

To ensure that the calculated payload is actually achieved, you should therefore take into account the possible and permissible tolerances in the mass in running order when selecting and configuring your vehicle. We also strongly recommend weighing the laden motorhome on a non-automatic weighbridge before every journey and determining whether the technically permissible total vehicle weight and the technically permissible total axle load are adhered to, taking account of the individual weight of passengers.



You can find more information online!



	540 DB	600 LE	600 DB	640 LE	600 DB K	640 LE K	640 LE RB
	<b>Compact</b>		<b>Comfort</b>		<b>Diversity</b>		<b>First Class - Two Rooms</b>
Overhead storage cabinet above driver's cab with front flap	X		X		X		X

#### MIT "CHARMING" EXCLUSIVE LINE AVAILABLE

<b>Coupé:</b> with increased interior height in the driver's cab	-		○		○		○
<b>GT skyview:</b> with panoramic roof dome above driver's cab	-		○		○		○

#### AVAILABLE WITH POP-UP ROOF FAMILY-FOR-4 PACKAGE

<b>Pop-up roof family-for-4 package:</b> with hybrid pop-up roof	○		○		○		○
--	---	--	---	--	---	--	---

#### STYLE RANGE

<b>cherry classic</b>	X		X		X		X
<b>cherry style</b>	○		○		○		○
<b>lucca*</b>	-		-	○	-	○	○

#### REFRIGERATOR OVERVIEW

<b>70-Litre compressor refrigerator</b>	-		X		-		-
<b>84-Litre compressor refrigerator</b>	X		-		X		X
<b>138-Litre compressor refrigerator</b>	-		○		-		-

X standard  
○ option  
- not possible

\* Only available for charming models 640 LE

## MALIBU VAN COMPACT

### OUR EVERYDAY CAMPER WITH SHORT VEHICLE LENGTHS OF UNDER 6 METRES

A flexible all-rounder, perfect for use in the city and ideal as a second car. Maximum comfort in an extra-short vehicle length thanks to clever, compact use of space.

#### 540 DB, 600 LE models



Compact kitchen



84-litre compressor refrigerator in galley kitchen



Space-saving compact bathroom



Bed access height: only 64 cm (540 DB)



Large linen cupboard / wardrobe



Two Style range



Available as an option with family-for-4 pop-up roof

## MALIBU VAN COMFORT

### THE KING OF COMFORT

Added comfort thanks to the refrigerator at a comfortable grip height. Maximum kitchen comfort with additional worktop and shelf space, as well as extra-wide kitchen drawers. Refrigerator in separate, ceiling-high multi-purpose cabinet. With universal wardrobe underneath, and additional wardrobes under the rear bed.

#### 600 DB, 640 LE models



Comfort kitchen incl. worktop extension



70-litre refrigerator at comfortable grip height



XL flexi-bathroom "1,000"



Wardrobes with up to 100 cm internal height



Large variable rear storage space



Two Style range



Available as an option with "Charming" exclusive line



Available as an option with family-for-4 pop-up roof

"Charming" exclusive line



### EXCLUSIVE LINE

EXCLUSIVE MODELS IN **COUPÉ** OR **GT SKYVIEW** VERSION WITH EXCLUSIVE "CHARMING" EQUIPMENT

#### Available for Malibu Van Comfort, Diversity, First Class - Two Rooms

**GT Skyview:** Overhead storage cabinet removed, replaced by a panoramic roof dome with leather-lined interior ceiling panel extending from the cab to above the lounge seating area (If the Lucca style range is selected, the leather ceiling panel is replaced with a fabric-lined interior ceiling panel instead).

**Coupé:** Overhead storage cabinet removed, replaced with continuous ceiling canopy extending into the cab, with indirect ambient lighting and a practical storage shelf above the cab area. (If the Lucca style range is selected, the ceiling canopy is replaced with a continuous fabric-lined interior ceiling panel instead.)

- Chassis Plus package as standard
- Additional exterior graphics with globe symbol and "Charming" lettering
- Faux leather steering wheel and gear lever knob, premium dashboard. Chrome ventilation grille, 16-inch alloy wheels, automatic air conditioning, inductive mobile phone charging tray, digital instrument cluster, electric handbrake, bumpers in body colour, black skid plate, fog lights
- Additional shelf on overhead lockers in entrance area
- LED ambient lighting upgrade Indirect ambient lighting on driver's and passenger sides (LHD), LED ambient lighting on double floor in lounge seating area
- Technical panel in entrance area



## MALIBU VAN DIVERSITY

### A VERSATILE CAMPER VAN WITH AN XL KITCHEN COMFORT AND SPACIOUS INTERIOR

Spacious feel with loads of room to move and open lines of sight XL comfort kitchen with high-performance 84-litre compressor fridge in separate universal multi-purpose cabinet, extra-large worktop and shelf spaces, as well as extra-wide and deep kitchen drawers with clever storage space concept.

#### 600 DB K, 640 LE K models



More room to move



XL comfort kitchen with extra-large worktop



84-litre compressor refrigerator in universal cabinet



XL "1000" flexi-bathroom



Large wardrobe below rear bed



Two style ranges



Available as an option with "Charming" exclusive line



Available as an option with pop-up roof family-for-4

## MALIBU VAN FIRST CLASS - TWO ROOMS

### INNOVATIVE LAYOUT WITH UNIQUE TWO-ROOM CONCEPT AND SPACIOUS FEEL

Amazing feeling of space with loads of room to move. Multifunctional washroom with partition door to living area and dressing room function. Dressing room extension thanks to washroom wall that swings inwards.

#### 640 LE RB model



Premium kitchen



Two-room concept with partition door



84-litre compressor refrigerator at front side of kitchen



Universal high cabinet



XL "1000+" flexi-bathroom with dressing room function



Large wardrobe / linen cupboard under rear bed



Two style ranges



Available as an option with "Charming" exclusive line



Available as an option with pop-up roof family-for-4

Pop-up roof family-for-4

## FAMILY-FOR-4

## POP-UP ROOF

### FOUR FULL-SIZED SLEEPING BERTHS WITH POP-UP ROOF IN UNIQUE HYBRID CONSTRUCTION

#### Available for Malibu Van Compact, Comfort, Diversity, First Class - Two Rooms

- "Protect" GRP roof covering to shield the pop-up roof from hail and external damage
- Four full-sized sleeping berths with a sleeping area of 203 x 135 cm in the pop-up roof
- Malibu PREMIUM window in washroom for adequate ventilation (not 540 DB, 600 LE models)
- Front roof spoiler as standard to minimise wind noise (not GT Skyview version)
- Hybrid pop-up roof made of a high-stability sandwich construction (GRP/RTM hard foam/aluminium and plastic design elements on sides)
- Low self-weight of just 105 kg
- Rain gutter above sliding door
- Also available in conjunction with "Charming" exclusive line (Coupé or GT Skyview)
- USB socket in hybrid pop-up roof available as an option
- Mini Heki skylight in hybrid pop-up roof available as an option

## MORE OF EVERYTHING AS STANDARD



### HUGE STORAGE SPACE WITH EASY ACCESS

- Large storage compartment in double floor at lounge seating area with floor hatch and high-quality hinges
- Large storage drawers at front of bench seat with additional storage space inside bench seat
- Large wardrobes in all models
- Accessible rear storage space thanks to fold-up beds on both sides



### BEST TRAVEL AND LIVING COMFORT IN THE VAN CLASS







- Large kitchen worktop thanks to flush-mounted, fold-up worktop extension and multifunctional, flush-mounted sink cover incl. chopping board
- XL "1000" flexi-bathroom with huge shower cubicle that can be divided off thanks to the swivel-away toilet
- Extra-large bed surfaces with high-quality cold foam mattress for outstanding sleeping comfort



### PREMIUM FINISH AND FIRST-CLASS FURNITURE CONSTRUCTION

- Extensive body insulation measures: Floor panel and ceiling panel with RTM hard foam insulating core
- Side walls and body frame members lined with polyurethane insulating foam mats to prevent thermal bridging
- Malibu premium window with surrounding frame and double seal system for rain and water spray protection
- Microfibre, climate-regulating lining on interior walls and ceiling – for optimal insulation and prevention of creaking noises while driving
- Modern interior window trim for side window in the lounge seating area and rear window
- Furniture with double connection technology: Furniture is screwed together and mortised
- High-quality, robust metal hinges and clasps

	540 DB	600 LE	600 DB	640 LE	600 DB K	640 LE K	640 LE RB
<b>Chassis</b>							
<b>Fiat Ducato 35 light chassis, high-roof van, front-wheel drive</b>	X	X	X	X	X	X	X
2,2 l diesel Multijet 3 with Adblue (19 l), 140 HP / 103 kW, 4 cylinders, 350 Nm, Euro 6e-, 6-speed transmission	X	X	X	X	X	X	X
All-weather tyres (M+S)	X	X	X	X	X	X	X
15-inch steel rims including Malibu wheel trims	X	X	X	X	X	X	X
Start / Stop system	X	X	X	X	X	X	X
75-litre fuel tank	X	X	X	X	X	X	X
Daytime running lights integrated in main headlights	X	X	X	X	X	X	X
Side wind assist	X	X	X	X	X	X	X
Cruise control	X	X	X	X	X	X	X
ABS, ESP, ASR, electronic immobiliser, Hillholder, Hill Descent Control, Traction Plus, trailer stability control, collision braking system <sup>33)</sup>	X	X	X	X	X	X	X
Driver / passenger airbag <sup>9)</sup>	X	X	X	X	X	X	X
Seat occupancy sensor	X	X	X	X	X	X	X
Manual air conditioning system	X	X	X	X	X	X	X
Cup holder	X	X	X	X	X	X	X
Central locking with remote control	X	X	X	X	X	X	X
Electric window regulator on driver's and passenger's sides	X	X	X	X	X	X	X
Fix & Go breakdown kit	X	X	X	X	X	X	X

	540 DB	600 LE	600 DB	640 LE	600 DB K	640 LE K	640 LE RB
<b> Habitation</b>							
6-year water ingress warranty	X	X	X	X	X	X	X
Exterior colour: White	X	X	X	X	X	X	X
Fully insulated floor panel and roof insulation with RTM hard foam	X	X	X	X	X	X	X
Side walls and body frame members lined with polyurethane insulating foam mats to prevent thermal bridging	X	X	X	X	X	X	X
Two Malibu PREMIUM WINDOWS in living area with insect screen blind and pleated blackout blind	X	X	X	X	X	X	X
Malibu PREMIUM WINDOW in sleeping area with insect screen blind and pleated blackout blind	-	-	-	X	-	X	X
Windows in rear doors	X	X	X	X	X	X	X
Extra-wide, extending electric entrance step with warning buzzer	X	X	X	X	X	X	X
Entrance lighting / reading light on passenger side (LHD)	X	X	X	X	X	X	X
Mechanical closing aid for easy, noise-reducing closing of sliding door	X	X	X	X	X	X	X
<b> Cab</b>							
Driver's and passenger's seats with tilt adjustment, 180° rotatable, adjustable armrests on both sides	X	X	X	X	X	X	X
Overhead cabinet in the cab with front flap	X	X	X	X	X	X	X
<b> Interior design</b>							
Cherry Classic style range Furniture in a two-tone look with Noble Cherry finish	X	X	X	X	X	X	X
Cherry Style style range: Furniture in a bicolour look with "Fine Cherry" finish and high-gloss ivory fronts, with wood details, overhead storage cabinet bases in matt ivory. ("Charming" models)	-	-	-	X	-	X	X
<b> Living area</b>							
Living area seat upholstery with premium foam core	X	X	X	X	X	X	X
Two designer shelves above lounge seating area	X	X	X	X	X	X	X
Living area table with swivel-out tabletop extension	X	X	X	X	X	X	X
Skylight (70 x 50 cm) above lounge seating area	X	X	X	X	X	X	X
Double connection technology: Furniture parts screwed together and mortised	X	X	X	X	X	X	X
Prop struts, hinges, pull-outs in metal	X	X	X	X	X	X	X
"Ergo" strip handles on furniture doors, easy to use with secure locking mechanism	X	X	X	X	X	X	X
Ceiling canopy in living area with indirect LED ambient lighting	X	X	X	X	X	X	X
<b> Storage space</b>							
Double floor storage compartment under lounge seating area with large bilge hatch and high-quality hinges	X	X	X	X	X	X	X
Large storage drawer under bench seat, accessible from front and above	X	X	X	X	X	X	X
Storage compartment access via seat bench lid with "one-touch access" without needing to remove the cushion	-	-	X	X	X	X	X
Universal high cabinet between kitchen unit and lengthways single beds	-	-	-	-	-	-	X
<b>Wardrobe</b>							
Wardrobe in rear, integrated in overhead storage cabinet	X	-	-	-	-	-	-
Illuminated universal wardrobe below the refrigerator with three internal drawers	-	-	X	X	-	-	-
Large wardrobe under lengthways single bed on passenger side (LHD) easily accessible from above and from front	-	X	-	X	-	X	X
Two separate wardrobes under transverse rear bed on passenger side (LHD)	-	-	X	-	X	-	-
Large linen cupboard with two separate storage compartments under lengthways single bed on driver's side (LHD)	-	X	-	X	-	X	X
<b>Rear storage space / overhead storage cabinets</b>							
Rear beds fold up to allow use of rear storage space	X	X	X	X	X	X	X
All-around overhead storage cabinets with open corner shelves	X	-	X	-	X	-	-
Three large overhead storage cabinets on both sides with open corner shelves in rear	-	X	-	X	-	X	X
Additional shelf below overhead storage cabinets on driver's and passenger's sides	X	X	X	X	X	X	X
Additional storage compartments under rear beds	X	X	X	X	X	X	X
<b> Kitchen</b>							
Worktop with robust, slate-effect finish	X	X	X	X	X	X	X
Two-ring gas hob with glass cover, stainless steel design, electric igniter	X	X	X	X	X	X	X
Stainless steel sink flush-mounted in work surface	X	X	X	X	X	X	X
Tall metal mixer tap with ceramic seal	X	X	X	X	X	X	X
Extra-wide kitchen drawers with double locking, roller-mounted and soft-close mechanism	X	X	X	X	X	X	-
Roller-mounted kitchen drawers with soft-close mechanism	-	-	-	-	-	-	X
Integrated wooden cutlery tray	X	X	X	X	X	X	X
Pull-out waste bin integrated in bench seat	-	-	X	X	X	X	X

## Standard equipment

	540 DB	600 LE	600 DB	640 LE	600 DB K	640 LE K	640 LE RB
<b>Refrigerator</b>							
84-litre compressor refrigerator integrated in galley kitchen <sup>26)</sup>	X	X	-	-	-	-	-
70-litre compressor refrigerator in multi-purpose cabinet <sup>26)</sup>	-	-	X	X	-	-	-
84-litre compressor refrigerator integrated in universal multi-purpose cabinet <sup>26)</sup>	-	-	-	-	X	X	-
84-litre compressor refrigerator at the front end of the kitchen, accessible from inside and outside <sup>26)</sup>	-	-	-	-	-	-	X
<b>Bathroom   Dressing room</b>							
<b>Dressing room</b>							
Dressing room with partition door with swivel function to divide off living area and dressing room	-	-	-	-	-	-	X
Washroom wall swivels away for more room to move	-	-	-	-	-	-	X
<b>XL "1000" flexi-bathroom</b>							
Washroom with space-saving, two-part sliding door	-	-	X	X	X	X	-
Two articulated shutters allow the washroom to be divided off in different ways	-	-	X	X	X	X	X
Swivel-away toilet for optimal use of space	-	-	X	X	X	X	X
Hand-held shower head on chrome rail	-	-	X	X	X	X	X
Washbasin base cabinet	-	-	X	X	X	X	X
Micro Heki skylight	-	-	X	X	X	X	X
<b>Compact bathroom</b>							
One level floor with flush-fitting transition thanks to shower floor inlay	X	X	-	-	-	-	-
Swivel-away toilet and folding washbasin for more space	X	X	-	-	-	-	-
Mini Heki skylight	X	X	-	-	-	-	-
<b>Sleeping</b>							
Two-part rear beds, heated, ventilated slatted frame across entire vehicle width	X	X	X	X	X	X	X
Comfortable bed access via flexible, removable access steps	-	X	X	X	X	X	X
Extra-low bed access	X	-	-	-	-	-	-
Mini Heki skylight above rear bed	X	X	X	X	X	X	X
Interior window trim with microfibre and fabric cover for side windows and rear doors	X	X	X	X	X	X	X
Headboards on rear windows for cold protection and comfort	X	X	X	X	X	X	X
<b>On-board technology</b>							
<b>Water</b>							
Frost-proof, easy-to-access water drainage taps	X	X	X	X	X	X	X
Water supply via submersible pump system	X	X	X	X	X	X	X
<b>Gas</b>							
Gas compartment in rear storage space accessible from front (2 x 11 kg, 540 DB model: 2 x 5 kg)	X	X	X	X	X	X	X
Main gas taps in kitchen area	X	X	X	X	X	X	X
<b>Electrical system</b>							
Electrical centre under driver's seat	X	X	X	X	X	X	X
230 V sockets in kitchen, bathroom and entrance area (640 LE RB model: kitchen and bathroom)	X	X	X	X	X	X	X
12 V socket in cab	X	X	X	X	X	X	X
Double USB socket in cab	X	X	X	X	X	X	X
230 V external electricity supply via external socket	X	X	X	X	X	X	X
18 A automatic charger, electronic control, automatic cut-off when voltage too low, incl. starter battery charging function	X	X	X	X	X	X	X
Multifunctional panel above habitation door	X	X	X	X	X	X	X
80 Ah on-board gel battery	X	X	X	X	X	X	X
<b>Living area lighting</b>							
Numerous LED spotlights across entire living area	X	X	X	X	X	X	X
Kitchen unit to the outside with LED accent light strip and Malibu branding in chrome	X	X	X	X	X	X	X
Indirect accent lighting in entrance area	X	X	X	X	X	X	X
Work light and ambient lighting can be switched on separately	X	X	X	X	X	X	X



# COMPACT | COMFORT

Prices and technical data



Models available with pop-up roof family-for-4 package as an option



Models available in "Charming" exclusive line Coupé or GT Skyview version



Please carefully read the legal information regarding vehicle weight on pages 3-6 before concluding the contract!



Alternatively, you can scan the QR code to receive all of the key weight information!



	Compact		Comfort	
	540 DB	600 LE	600 DB	640 LE
Chassis	Fiat Ducato 35 light	Fiat Ducato 35 light	Fiat Ducato 35 light	Fiat Ducato 35 light
Base engine	Diesel 2,2 l (140 HP / 103 kW)	Diesel 2,2 l (140 HP / 103 kW)	Diesel 2,2 l (140 HP / 103 kW)	Diesel 2,2 l (140 HP / 103 kW)
Length / width / height (mm)***	5,410 / 2,100 / 2,590	5,990 / 2,100 / 2,590	5,990 / 2,100 / 2,590	6,355 / 2,100 / 2,590
Wheel base (mm)	3,450	4,035	4,035	4,035
Headroom in living area (mm)	1,900	1,900	1,900	1,900
Technically permissible gross vehicle weight (kg) <sup>52)</sup>	3,500	3,500 / 4,000*	3,500 / 4,000*	3,500 / 4,000*
Mass in running order (kg) <sup>7)</sup>	2,754 (2,616 – 2,892)	2,874 (2,730 – 3,018)	2,864 (2,721 – 3,007)	2,944 (2,797 – 3,091)
Weight of additional equipment specified by the manufacturer as standard (kg) <sup>51)</sup>	396	269	279	194
Max. towing capacity (kg) <sup>15)</sup>	2,500	2,500	2,500	2,500
Max. number of seats with 3-point safety belt while driving <sup>50)</sup>	4	4	4	4
Rear bed dimensions (mm)	1,910 x 1,410 / 1,260	2,020 x 900 / 1,870 x 1,020	1,910 x 1,640 / 1,500	2,020 x 900 / 1,890 x 1,020
Seating area bed conversion dimensions (mm) <sup>16)</sup> ****	-	-	1,600 x 1,145	1,600 x 1,145
Bed access height (mm)	640	990	900	990
Refrigerator volume / freezer compartment (l)	84 / 6	84 / 6	70 / 7,5	70 / 7,5
Heating system	Truma Combi 4	Truma Combi 4	Truma Combi 4	Truma Combi 4
Fresh water tank volume (l) <sup>18)</sup>	80	100	100	100
Fresh water tank volume when filled for driving (l)	20	20	20	20
Waste water tank volume (l)	92	92	92	92
Battery capacity (Ah)	80	80	80	80
230 V / 12 V / USB sockets	3 / 1 / 1	3 / 1 / 1	3 / 1 / 1	3 / 1 / 1
Article no.	Standard	160540	160600	160630
	Coupé		160685	160700
	GT Skyview		160695	160710

\* Fiat Ducato f40 chassis version option

\*\* List price including registration documents

\*\*\* If choosing the pop-up roof family-for-4 package, the height of the vehicle is 2,690 mm

\*\*\*\* In conjunction with special equipment

# DIVERSITY | FIRST CLASS – TWO ROOMS

Prices and technical data



Models available with pop-up roof family-for-4 package as an option



Models available in "Charming" exclusive line Coupé or GT Skyview version



Please carefully read the legal information regarding vehicle weight on pages 3-6 before concluding the contract!



Alternatively, you can scan the QR code to receive all of the key weight information!



	Diversity		First Class – Two Rooms
	600 DB K	640 LE K	640 LE RB
Chassis	Fiat Ducato 35 light	Fiat Ducato 35 light	Fiat Ducato 35 light
Base engine	Diesel 2,2 l (140 HP / 103 kW)	Diesel 2,2 l (140 HP / 103 kW)	Diesel 2,2 l (140 HP / 103 kW)
Length / width / height (mm)**	5,990 / 2,100 / 2,590	6,355 / 2,100 / 2,590	6,355 / 2,100 / 2,590
Wheel base (mm)	4,035	4,035	4,035
Headroom in living area (mm)	1,900	1,900	1,900
Technically permissible gross vehicle weight (kg) <sup>52)</sup>	3,500 / 4,000*	3,500 / 4,000*	3,500 / 4,000*
Mass in running order (kg) <sup>7)</sup>	2,864 (2,721 – 3,007)	2,944 (2,797 – 3,091)	2,944 (2,797 – 3,091)
Weight of additional equipment specified by the manufacturer as standard (kg) <sup>51)</sup>	279	194	194
Max. towing capacity (kg) <sup>15)</sup>	2500	2500	2500
Max. number of seats with 3-point safety belt while driving <sup>50)</sup>	4	4	4
Rear bed dimensions (mm)	1,910 x 1,640 / 1,500	2,020 x 900 / 1,890 x 1,020	2,020 x 900 / 1,890 x 1,020
Seating area bed conversion dimensions (mm) <sup>16)</sup> ****	1,600 x 1,145	1,600 x 1,145	1,600 x 1,145
Bed access height (mm)	900	990	990
Refrigerator volume / freezer compartment (l)	84 / 6	84 / 6	84 / 6
Heating system	Truma Combi 4	Truma Combi 4	Truma Combi 4
Fresh water tank volume (l) <sup>18)</sup>	100	100	100
Fresh water tank volume when filled for driving (l)	20	20	20
Waste water tank volume (l)	92	92	92
Battery capacity (Ah)	80	80	80
230 V / 12 V / USB sockets	3 / 1 / 1	3 / 1 / 1	2 / 1 / 1
Article no.	Standard	160730	160740
	Coupé	160731	160741
	GT Skyview	160732	160742

\* Fiat Ducato f40 chassis version option

\*\* List price including registration documents

\*\*\* If choosing the pop-up roof family-for-4 package, the height of the vehicle is 2,690 mm

\*\*\*\* In conjunction with special equipment

<b>Article no.</b>	217001	
<b>Chassis package</b>	<b>Weight</b>	
	<b>kg</b>	<b>£</b>
Park Assist with rear sensors		425
90-litre fuel tank		105
Charge booster <sup>12)</sup>		185
Cab blind system on windscreen and side windows <sup>8)</sup>		640
Wiring for radio with roof aerial and DAB+, speakers (4x) <sup>34)</sup>		475
Height-adjustable passenger's seat		125
Pilot seats covered in the same material as the living area including padded armrests		665
Insect screen behind sliding door		590
Electrically adjustable and heated exterior rear view mirrors		280
Electrically folding exterior rear view mirrors		220
Black headlight housing		55
Multifunctional steering wheel (radio remote control via control buttons)		270
<b>Package price</b>	<b>33</b>	<b>3,365</b>
<b>Your savings</b>		<b>670</b>

<b>Article no.</b>	212104	
<b>Habitation package</b>	<b>Weight</b>	
	<b>kg</b>	<b>£</b>
Microfibre, climate-regulating headliner		400
Kitchen upgrade <sup>4)</sup>		210
High-quality cold foam mattress on rear bed		305
Truma CP Plus digital control panel		90
Luggage compartment lashing system		130
Waste water tank in insulated housing		260
<b>Package price</b>	<b>23</b>	<b>1,285</b>
<b>Your savings</b>		<b>110</b>

Article no.	216285		216291
Chassis Plus package* <sup>69)</sup>	Weight	f35 manual	f40 / f35 in conjunction with automatic**
	kg	£	£
Faux leather steering wheel and gear lever knob		270	270
Premium dashboard: Chrome ventilation grilles		210	210
16-inch alloy wheels for f35 light chassis		940	-
16-inch alloy wheels for f40 heavy chassis / f35 in conjunction with 8G automatic torque converter transmission		-	820
Automatic air conditioning in the cab <sup>13)</sup>		470	470
Inductive mobile phone charging tray		295	295
Digital instrument cluster with colour display on the dashboard <sup>40)</sup>		315	315
Electric handbrake		595	595
Body-coloured bumper		440	440
Black skid plate		80	80
Fog lights with cornering lights		220	220
Package price	16/-14,5	3,440	3,355
Your savings		395	360

\* As standard for "Charming" exclusive models

\*\* For f40 chassis version in conjunction with manual transmission or 8-speed automatic torque converter, for f35 chassis version in conjunction with 8-speed automatic torque converter

## Article no.

217003

<b>Driver Assistance and Infotainment package</b> <sup>8) 39) 69)</sup>	<b>Weight</b>	
	<b>kg</b>	<b>£</b>
Driver Assistance package (camera and radar-based)*		1,890
Fiat 10,1" multimedia system incl. sat nav, motorhome route guidance and DAB+		1,810
Digital reversing camera system with single lens		950
<b>Package price</b>	<b>10</b>	<b>3,440</b>
<b>Your savings</b>		<b>1,210</b>

\* Driver Assistance package consisting of: Active Brake Assist with pedestrian and cyclist detection, Active Lane Departure Warning Assist, Headlight Assist, Traffic Sign Recognition, rain and light sensor, adaptive cruise control (intelligent speed assistant, Driver Drowsiness Detection and tyre pressure sensors

## Article no.

211108

<b>Winter package</b>	<b>Weight</b>	
	<b>kg</b>	<b>£</b>
Insulating mats for windscreen and side windows in cab		250
Insulating mat for rear doors		190
Additional heating of waste water tank and waste water pipes		905
Removable carpet for cab		165
Removable carpet for living area		285
<b>Package price</b>	<b>29,5</b>	<b>1,640</b>
<b>Your savings</b>		<b>155</b>

## Article no.

410001

<b>Pop-up roof family-for-4 package</b> <sup>16) 38)</sup>	<b>Weight</b>	
	<b>kg</b>	<b>£</b>
Hybrid pop-up roof made from ultra-sturdy GRP		✓
"Protect" GRP material		✓
Mattress support for ventilation		✓
Artificial leather lining on inside of roof		✓
Rain gutter above sliding door		✓
<b>Package price</b>	<b>105</b>	<b>4,305</b>



Article no.		£ incl. 20 % VAT	kg	Compact		Comfort		Diversity		fc
				540 DB	600 LE	600 DB	640 LE	600 DB K	640 LE K	640 LE RB
Fiat Ducato chassis										
Engine variants right-hand drive 6e-bis										
310219	140 HP / 103 kW engine, Euro 6e-bis, f35 light, manual transmission, right-hand drive <sup>15) 21)</sup>	Standard	-	-	X	X	X	X	X	X
310222	140 HP / 103 kW engine, Euro 6e-bis, f35 light, 8-speed automatic torque converter transmission, right-hand drive <sup>14) 15) 21)</sup>	3,440	60	X	O	O	O	O	O	O
310230	180 HP / 132 kW engine, Euro 6 E-bis, f40 heavy, 8-speed automatic torque converter transmission, right-hand drive <sup>5) 15) 21)</sup>	4,605	60	-	O	O	-	O	-	-
310224	180 HP / 132 kW engine, Euro 6e-bis, f35 light, 8-speed automatic torque converter transmission, right-hand drive <sup>14) 15) 21)</sup>	7,330	60	O	O	O	O	O	O	O
310214	180 HP / 132 kW engine, Euro 6e-bis, f40 heavy, 8-speed automatic torque converter transmission, right-hand drive <sup>5) 15) 21)</sup>	8,490	60	-	-	-	O	-	O	O
Other Fiat chassis options										
310687	Tow bar preparation	250	0	O	O	O	O	O	O	O
310911	Keyless Entry & Go	565	1,5	O	O	O	O	O	O	O
331615	Fiat full LED headlights	1,165	0	O	O	O	O	O	O	O
310686	Removable tow bar <sup>15) 3)</sup>	1,165	36	O	O	O	O	O	O	O
310305	Double leaf spring rear axle on f35 chassis	235	17	O	O	O	O	O	O	O
960004	Spare wheel instead of standard Fix & Go breakdown kit	355	39	-	-	-	O	-	O	O
710030	Fiat 10,1" multimedia system incl. sat nav, motorhome route guidance and DAB+ <sup>39)</sup>	1,810	3	●	●	●	●	●	●	●
Habitation exterior										
410233	Exterior colour: White	-	-	X	X	X	X	X	X	X
410225	Exterior colour: Metallic Black	950	3	O	O	O	O	O	O	O
410226	Exterior colour: Iron Grey Metallic	950	3	O	O	O	O	O	O	O
410235	Exterior colour: Artense Grey	950	3	O	O	O	O	O	O	O
410236	Exterior colour: Expedition Grey	735	-	O	O	O	O	O	O	O
410522	Roof-mounted awning, length 325 cm <sup>17)</sup>	1,150	22,5	O	-	-	-	-	-	-
410525	Roof-mounted awning, length 370 cm <sup>17)</sup>	1,220	29,5	-	O	O	-	O	-	-
410535	Roof-mounted awning, length 400 cm <sup>17)</sup>	1,245	30,5	-	-	-	O	-	O	O
410527	Side wall awning, length 325 cm (only in conjunction with family-for-4 package) <sup>17)</sup>	1,150	33	O	-	-	-	-	-	-
410526	Side wall awning, length 375 cm (only in conjunction with family-for-4 package) <sup>17)</sup>	1,220	37,5	-	O	O	-	O	-	-
410536	Side wall awning, length 400 cm (only in conjunction with family-for-4 package) <sup>17)</sup>	1,245	44	-	-	-	O	-	O	O
410692	LED light strip on side wall awning <sup>37)</sup>	250	1,5	O	O	O	O	O	O	O
410691	LED exterior lighting including rain gutter <sup>47)</sup>	260	1	O	O	O	O	O	O	O
410400	PREMIUM WINDOW on passenger side (LHD) in rear bed area	380	4	-	O	O	X	O	X	X
410411	Porthole window in rear area, driver's side (LHD) 2x <sup>20)</sup>	425	7,5	-	-	O	-	O	-	-
410412	Porthole window in rear area, passenger side (LHD) 2x <sup>20)</sup>	425	6,5	-	-	O	-	O	-	-
410410	Porthole window in rear area, driver's/passenger side (LHD) 2x each <sup>20)</sup>	470	10	-	-	-	O	-	O	O
410420	PREMIUM WINDOW in washroom <sup>16)</sup>	260	6	-	-	O	O	O	O	O
410003	Mini Heki skylight in hybrid pop-up roof	305	3	O	O	O	O	O	O	O
410915	Bike rack for two bicycles, black	595	11,5	O	O	O	O	O	O	O
410916	Pedelec and bike rack for tow bar, folding <sup>62)</sup>	750	20	O	O	O	O	O	O	O
410510	Insulating mat for rear doors	190	6	●	●	●	●	●	●	●
410515	Insulating mat for windscreen and side windows in cab	250	6	●	●	●	●	●	●	●
Electrical system										
510270	Socket package: 3 x USB sockets / 2 x 230 V sockets <sup>24)</sup>	425	5	O	O	O	O	O	O	O
510256	USB socket in pop-up roof <sup>46)</sup>	95	0,5	O	O	O	O	O	O	O
510010	Additional 80 Ah on-board gel battery <sup>25)</sup>	470	26	O	O	O	O	O	O	O
510053	150 Ah lithium-ion battery including battery computer and separate touch display <sup>1)</sup>	2,080	-9,5	O	O	O	O	O	O	O
510140	Pre-wiring for solar energy system <sup>16)</sup>	210	2	O	O	O	O	O	O	O

				Compact		Comfort		Diversity		fc
Article no.		£ incl. 20 % VAT	kg	540 DB	600 LE	600 DB	640 LE	600 DBK	640 LE K	640 LERB
Gas   Water   Heating										
650146	Truma Combi 6 E (operated by gas/electricity) <sup>26)</sup>	770	2	O	O	O	O	O	O	O
650136	Truma Combi 6 D+E including altitude kit (operated by diesel/electricity) <sup>26)</sup>	1,285	1	O	O	O	O	O	O	O
650125	Truma Duo Control CS with crash sensor and automatic changeover <sup>19)</sup> <sup>59)</sup>	380	3	O	O	O	O	O	O	O
610021	Gas filter for Truma Duo Control CS (recommended, only in conjunction with Truma Duo Control CS) <sup>36)</sup>	190	0,5	O	O	O	O	O	O	O
610355	Additional heating of waste water tank and waste water pipes	905	5	●	●	●	●	●	●	●
650263	Teleco living area air conditioning system housed in the cab 1760 W with remote control <sup>68)</sup>	2,285	28	O	O	O	O	O	O	O
Kitchen										
550068	Gas oven with grill function in kitchen base cabinet	595	18,5	-	-	O	O	O	O	-
550078	138-Litre compressor refrigerator	340	4,5	-	-	O	O	-	-	-
Radio   Multimedia   TV   Satellite										
710029	Pioneer 9" multimedia system incl. sat nav, motorhome route guidance and DAB+ <sup>1)</sup>	1,345	3	O	O	O	O	O	O	O
710028	Pioneer 6,8" radio/moniceiver including DAB+ <sup>27)</sup>	565	2,5	O	O	O	O	O	O	O
710050	Jehnert premium sound system with amplifier, tweeters and subwoofer <sup>68)</sup>	685	n.a.	O	O	O	O	O	O	O
710240	Pre-wiring for reversing camera (for single-lens camera) <sup>44)</sup>	210	1	O	O	O	O	O	O	O
710230	Analogue reversing camera system with single lens <sup>30)</sup> <sup>44)</sup>	745	3	O	O	O	O	O	O	O
710231	Digital reversing camera system with single lens <sup>45)</sup>	950	2,5	●	●	●	●	●	●	●
710527	24" Smart LED TV with TV bracket incl. connector kit <sup>2)</sup>	1,260	7	O	O	O	O	O	O	O
750160	Pre-wiring for satellite system <sup>16)</sup>	210	1	O	O	O	O	O	O	O
Interior										
810034	Cherry Style style range**** <sup>29)</sup>	595	-	O	O	O	O	O	O	O
810040	lucca style range: Light modern walnut furniture finish with handleless over-head storage cabinet and stylish matt grey contrasting elements*** <sup>66)</sup>	595	n.a.	-	-	-	O	-	O	O
810121	Removable carpet for cab	165	2	●	●	●	●	●	●	●
810101	Removable carpet for living area	285	7,5	●	●	●	●	●	●	●
810690	Conversion kit to convert seating area into a sleeping berth with additional cushion <sup>16)</sup>	400	14	-	-	O	O	O	O	O
810271	Cushion insert for lengthways single beds for lying surface extension <sup>42)</sup>	250	4	-	-	-	O	-	O	O
810710	Additional exterior suspension rail for table <sup>31)</sup>	80	2,5	O	O	O	O	O	O	-
810750	Malibu table and chair set including Malibu logo and carry bags <sup>32)</sup>	280	12	O	O	O	O	O	O	O
810755	Removable double floor in rear storage space (for two levels) <sup>10)</sup>	185	10,5	O	O	O	O	O	O	O
Living area materials   Living environments										
850304	London 25 fabric combination	Standard	-	X	X	X	X	X	X	X
850324	Santorini/Antara fabric combination	Standard	-	X	X	X	X	X	X	X
850334	Lisbon 25 - Antara fabric combination *	Standard	-	X	X	X	X	X	X	X
850314	Paris quilted upholstery combination	365	-	O	O	O	O	O	O	O
850640	Davos/faux leather fabric combination	365	1	O	O	O	O	O	O	O
850505	Pearl part leather**	1,285	2	-	-	-	O	-	O	O
850506	Platinum part leather	1,285	2	O	O	O	O	O	O	O
850502	Sleeping environments & soft furnishings set: Decorative cushions, bed throw, fitted sheet set <sup>35)</sup>	355	3,5	O	O	O	O	O	O	O

\* not available with any "Charming" exclusive models with 640 layout and "Lucca" style range.

\*\* Optional for all "Charming" exclusive models with 640 layout and "Lucca" style range. Not available with any other models.

\*\*\* Option for all charming exclusive models with 640 layout. Not available for all other layouts.

\*\*\*\* Standard in all exclusive models charming with 640 layout. Option for all other layouts.

## Additional legal and technical information regarding vehicle weights / mass in running order tolerance

- 7) In accordance with EU Implementing Regulation No. 2021/535, the mass in running order corresponds to the (unladen) weight of the vehicle with factory-installed standard equipment (including lubricants, tools, tyre repair kit) plus driver (75 kg), 90% full fuel tank, fresh water tank when driving (20 l), 100% full aluminium gas bottle. The weight of additional equipment specified by the manufacturer is basically dependent on the mass in running order, and is reduced by installing additional equipment (equipment packages, special equipment). Please note that the actual weight which is specified in the Certificate of Conformity (CoC) is also a standard value. Since the mass in running order – as part of the actual weight – has a legally permissible tolerance of  $\pm 5\%$ , the actual weight can deviate from the specified nominal value accordingly. Detailed information can be found on page 3, no. 2.
- 15) Towing capacity 2,500 kg taking the total towing weight into consideration, chassis version f35 6,000 kg and f40 6,500 kg.
- 50) The specification of the maximum permissible number of seats refers to the respective vehicle weight in a standard set-up without additional equipment, and specifies the maximum possible number of persons who can be seated while driving. The number of seats also depends on the weight and the axle load. It can therefore be reduced if additional equipment (equipment packages, special equipment) is installed, or it may only be achieved if the vehicle load is increased. Detailed information can be found on page 4, no. 3.
- 51) The maximum weight of additional equipment specified by the manufacturer must not be exceeded during the selection and configuration of your vehicle. The maximum weight of additional equipment specified by the manufacturer is intended to ensure that the legally prescribed minimum payload is also actually available for the vehicle payload after delivery of a vehicle by the manufacturer. This means that only a certain amount of additional equipment can be ordered and installed in the factory, in order to leave a sufficient weight allowance available for luggage and other accessories (the so-called payload) without exceeding the technically permissible gross vehicle weight. Detailed information can be found on page 5, no. 5.
- 52) The technically permissible gross vehicle weight describes the layout-based maximum permissible weight specified by the manufacturer that your motorhome is allowed to weigh when loaded (e.g. 3,500 kg, 4,500 kg). The technically permissible gross vehicle weight (e.g. 3,500 kg) must not be exceeded under any circumstances while driving. Detailed information can be found on page 3, no. 1.

## General

- 1) Multimedia system option with touchscreen, monitor function for optional reversing camera. Wireless Apple CarPlay / Android Auto, Bluetooth, USB interface for the connection of portable devices.
- 2) Smart TV with receiver and DVB-T2 tuner (USB, HDMI, full HD). TV position above lounge seating area on bathroom wall. Omission of designer shelves above lounge seating area if 24" smart LED TV option chosen.
- 3) Considerably more difficult to retrofit.
- 4) Kitchen upgrade: Fronts in matt ivory, worktop extension, divided sink cover with chopping board. 600 DB, 640 LE models with wall bracket. 640 LE RB model: without worktop extension.
- 5) Fiat Ducato f40 option, including 16-inch steel rims.
- 7) In accordance with EU Implementing Regulation No. 2021/535, the mass in running order corresponds to the (unladen) weight of the vehicle with factory-installed standard equipment (including lubricants, tools, tyre repair kit) plus driver (75 kg), 90% full fuel tank, fresh water tank when driving (20 l), 100% full aluminium gas bottle. The weight of additional equipment specified by the manufacturer is basically dependent on the mass in running order, and is reduced by installing additional equipment (equipment packages, special equipment). Please note that the actual weight which is specified in the Certificate of Conformity (CoC) is also a standard value. Since the mass in running order – as part of the actual weight – has a legally permissible tolerance of  $\pm 5\%$ , the actual weight can deviate from the specified nominal value accordingly. Detailed information can be found on page 3, no. 2.
- 8) When selecting the driver assistance package, there is a cut-out for the camera casing in the cab blind system where the camera is positioned (top centre).
- 9) Child seats with restraint systems must not be installed on the passenger's seat.
- 10) Removable double floor in rear storage space with limited bearing load (surface load) of max. 95 kg.
- 11) The optional lithium-ion battery replaces the gel battery/batteries. Battery status indicator, accessible via free app for Android and iOS and touch display.
- 12) The charge booster is incorporated between the alternator and the starter/habitation battery, ensuring that the alternator generates power during travel until the batteries are charged.
- 13) In adverse conditions, manual readjustment of the air conditioning system may be necessary.
- 14) 8-speed automatic torque converter in f35 only possible in conjunction with 16-inch steel wheels or 16-inch alloy wheels.
- 15) Towing capacity: 2,500 kg taking the total towing weight into consideration (chassis version f35 6,000 kg and f40 6,500 kg), bearing load: 120 kg, max. load-bearing capacity: 75 kg (e.g. bike rack), tow bar with removable ball head. Only in conjunction with tow bar preparation
- 16) In conjunction with family-for-4 package: The standard skylights above the seating area and in the washroom are omitted. Hybrid pop-up roof only possible in conjunction with PREMIUM WINDOW option in washroom (except in compact models). Not possible in conjunction with seating area to sleeping berth conversion kit, pre-wiring for solar system or pre-wiring for satellite system option. In 640 DB and 600 LE models, there is a forced ventilation system on the passenger side (LHD).
- 17) Position of holding clips for awning crank in DB models: above rear storage space; LE models: in rear storage space, awning housing: aluminium anthracite. Side wall awning only available in conjunction with optional LED light strip on awning.
- 18) The specified fresh water tank volume already includes the volume of the boiler.
- 19) In the basic configuration when calculating the mass in running order, only "one" 100% full aluminium gas bottle at 16,5 kg is taken into consideration. The "DuoControl CS with crash sensor" option (automatic changeover and de-icing function) can in principle also be operated with one connected gas bottle. When connecting and using a second gas bottle, the remaining load capacity of your vehicle will be reduced by 16,5 kg if an aluminium gas bottle is used. Steel gas bottles are around 5 kg heavier.
- 20) Porthole window option: In the 640 LE, 640 LE K, and 640 LE RB models, only one window on the driver's side (LHD) can be opened. In the 600 DB and 600 DB K models, the windows on the driver's side (LHD) cannot be opened. Porthole window not in conjunction with Malibu premium window on passenger side (LHD) in rear bed area. 640 LE / 640 LE RB / 640 LE K models: Porthole windows replace the standard Malibu PREMIUM WINDOW on the passenger side (LHD).
- 21) 4-cylinder engine with 2,2 l, 140 HP engine: 350 / 380 Nm, engine 180 HP: 380 / 450 Nm.
- 24) Socket package option: 2 x USB sockets in the sleeping area on the driver's and passenger side (LHD), 1 x 230 V socket under the rear bed right in front of the storage space (and thus accessible from living area and rear storage space), 1 x USB socket and 1 x 230 V socket in bench seat.
- 25) Additional 80 Ah on-board gel battery option recommended for all models.
- 26) Additional battery recommended.
- 27) Radio/moniceiver option with touchscreen in cab, Bluetooth, monitor function for optional reversing camera and USB interface for connecting portable devices. Not compatible with Fiat multimedia system or Driver Assistance and Infotainment package.
- 29) Cherry Style style range: Furniture in a bicolour appearance with "Fine Cherry" finish and high-gloss ivory fronts, with wood details, overhead cabinet bases in matt ivory.
- 30) Analogue reversing camera only in conjunction with radio or Pioneer multimedia system. Only in conjunction with reversing camera preparation Digital reversing camera only in conjunction with Fiat 10.1" multimedia system.
- 31) Mounted on back of kitchen.
- 32) Malibu table and chair set option, consisting of two camping chairs including Malibu logo, carry bags and a table.
- 33) The collision braking system automatically triggers braking in the event of a collision in order to prevent or lessen the effects of a possible secondary collision.
- 34) Speakers in cab (2x) and lounge seating area (2x).
- 35) Malibu sleeping environments & soft furnishings set consisting of one or three decorative cushions (depending on model), a jacquard bed throw with woven Malibu logo and a fitted sheet set for the rear bed of the respective model. A fitted sheet set is not supplied for the optional cushion insert.
- 36) It is recommended to order the gas filter in conjunction with the Truma DuoControl CS option, since the manufacturer of the Truma DuoControl invalidates the warranty if the gas pressure regulator and valves become defective or damaged because of oil or other foreign materials in the liquid gas.
- 37) Only available in conjunction with side wall awning option.
- 38) In conjunction with the pop-up roof family-for-4 package in the 600 LE / 600 DB / 600 DB K models, the standard Mini Heki skylight in the rear area is replaced with a Micro Heki skylight. In 540 DB model, the Mini Heki skylight in the rear area is omitted.
- 39) State-of-the-art multimedia system with 10.1" display, Bluetooth connectivity with audio streaming and hands-free function, smartphone integration via Android Auto or Apple CarPlay, USB interface for connecting portable devices.
- 40) Digital instrument cluster with colour display for optimal pairing with the Fiat 10.1" multimedia system for display of 3D navigation maps and driver assistance systems.
- 42) With the extended sleeping area option, a pull-out step is added to the entrance step for the rear bed.
- 44) Not available in conjunction with the Fiat 10.1" multimedia system.
- 45) In conjunction with the Fiat 10.1" multimedia system, no separate reversing camera pre-wiring is available. This means that it is considerably more difficult to retrofit a reversing camera.
- 46) USB socket in pop-up roof only in conjunction with socket package and pop-up roof family-for-4 package.
- 47) Not available in conjunction with pop-up roof family-for-4 package as this already contains a rain gutter.
- 59) Recommended for 540 DB model.
- 62) Only in conjunction with removable tow bar.
- 66) Living area ceiling canopy from standard equipment is omitted with this option
- 68) Cab air conditioning system and Jehnert premium sound system options both excluded. Only one option can be chosen. Cab air-conditioning system only possible in conjunction with the socket package, Jehnert premium sound system available from 01/2026, Teleco cab air-conditioning system available from 10/2025.
- 69) Package required for vehicle registrations according to GSR II Regulation (EU 2019/2144). Mandatory for all new registrations from 06.07.2026. You can obtain more detailed information from your trading partner.

## General notes

- The price information shown includes the legally applicable rate of VAT of 20% and excludes shipping and transport costs.
- Some vehicles are shown with special equipment, which is available at extra cost.
- This information is subject to price, design and equipment modifications and also errors. The details relating to scope of delivery, appearance and performance comply with the status at the time of printing
- If our suppliers change product designations during the season, we reserve the right to deliver a part type of equivalent value.
- Price, dimensions and weights subject to change. The current rate of VAT at the time of delivery shall be valid. All prices are non-binding recommended prices ex works. In the case of price adjustments by sub-contractors or chassis manufacturers, the prices will be modified accordingly.
- Mattress sizes can differ from the specified bed dimensions
- The installation of optional extras can result in loss of storage space.
- The mounting of solar energy and satellite systems depends on the available roof area.
- Any change to the factory condition of your vehicle can negatively affect driving quality and roadworthiness.
- Any structural alteration to the vehicle renders liability claims void. The same applies if the customer makes changes to the paintwork/colour of body components.
- Some special equipment cannot be installed in all models. Your Malibu dealer will be happy to inform you about installation and technical details for your desired model.
- Prices for optional extras apply to ex works installation (not retrofitting). These extras must be ordered in good time before the vehicle goes into production. For information on this, please contact your Malibu dealer directly.
- Deviations from the textures and colours in the illustrations are permitted in as far as they are due to the nature of the materials used and/or are usual in the trade. The same applies to technical changes to the vehicle as long as the overall product quality remains the same or is improved, and the intended use is not affected.

- It is possible that inferior-quality clothing can leave marks on the seat covers. This means that the seat covers are discoloured or the dye from the fabrics rubs off. We do not accept any liability for this kind of discolouration.
- We recommend always using Malibu accessories and having them installed in our factory. We do not accept any liability for damage caused by products that are not approved by Malibu or by non-permitted modifications. This applies in particular to the installation of parts by workshops that are not authorised by Malibu. You should therefore always have repairs or retrofits carried out by authorised Malibu dealers and insist on genuine Malibu accessories.
- The water supply system complies with the state of the art in accordance with DIN 2001-2.
- The terms 'passenger side' and 'driver's side' refer to a left-hand drive vehicle.



More information about the various tyre designations can be found here



Discover our Malibu vans  
on our social media channels:



More information about Malibu can be found at  
[www.malibu-carthago.com](http://www.malibu-carthago.com)

© Malibu GmbH & Co. KG | Carthago Ring 1 | 88326 Aulendorf | Germany  
Tel. +49 (0)7525 / 9200-0

When this price list is published, all previous price lists lose their validity. Changes may occur during the model year after the editorial deadline for this printed document in July 2025. The manufacturer reserves the right to make structural and design changes that become necessary, provided that they are in the interest of technical progress and are reasonable for the customer, plus changes to equipment, differences in colour combinations or individual colour shades, material quality differences and changes to the scope of delivery on the part of the manufacturer. This also applies to colour differences on the chassis, insofar as they are a result of changes made by the chassis manufacturer. Please consult your dealer for detailed advice concerning the status of the current product or series.

The information relating to the scope of delivery, appearance, performance, dimensions and weights of the vehicles (differences within the scope of the factory tolerances (+/- 5% max.) are possible and permissible) corresponds to the available knowledge at the time of going to print. Reprinting of this document, or even extracts thereof, is only permitted if written authorisation is obtained from Malibu GmbH & Co. KG beforehand. The information in this publication is compliant with the German StVO and StVZO (road traffic and road traffic licensing regulations). Mistakes, printing errors and translation errors excepted. All information is based on the characteristics of the German market.

All prices listed in this price list are non-binding recommended retail prices (RRP) and include the statutory VAT applicable in the country of delivery, but exclude shipping and transport costs. Final pricing is at the sole discretion of the individual dealer. For this reason, please contact your dealer in advance. The prices stated in this price list do not constitute a binding offer. Subject to changes and errors.

0126 / V2



**malibu**  
a company of carthago