

# MALIBU MOTORHOMES

A-CLASS / COACHBUILT



## Price List 26.1 BE-EN

VALID FROM 01/08/2025

**malibu**  
a company of carthago

# IMPORTANT LEGAL AND TECHNICAL INFORMATION REGARDING THE SELECTION AND CONFIGURATION OF YOUR MOTORHOME

Each motorhome is only approved for a certain maximum weight on the road, which must not be exceeded under any circumstances when driving. When you select and configure your motorhome or van (hereinafter referred to as: "motorhome"), the technical and legal limits for the weight of the motorhome are therefore extremely important. These play a decisive part in the configuration, particularly when the additional equipment is being selected (equipment packages, special equipment and options).


The technical and legal requirements for the weight of your motorhome are regulated in EU Implementing Regulation No. 2021/535 (until June 2022: EU Implementing Regulation No. 1230/2012). This applies uniformly within the European Union.

In order to make it easier for you to select and configure your motorhome in compliance with the legal and technical requirements, we will explain the key terms and requirements of this regulation and give you some information that is extremely important for configuring your vehicle and selecting your additional equipment (equipment packages, special equipment and options) from the items that are available from the factory. Please read this information carefully before configuring and ordering your vehicle. Our dealers will provide you with additional assistance in selecting and configuring your motorhome.

## 1. TECHNICALLY PERMISSIBLE GROSS VEHICLE WEIGHT

The technically permissible gross vehicle weight describes the maximum permissible weight, based on the layout, that your motorhome is allowed to weigh when laden (e.g. 3.500 kg, 4.500 kg) as specified by the manufacturer. This is entered in Part I of the registration certificate. You can find information about the technically permissible gross weight for each layout in the technical data which is shown in our sales documents (e.g. in the price lists).

Illustration in the price list:

<b>Malibu Coachbuilt</b>		
		
	<b>T 430 KB-LE lightweight 3.5 t</b>	
	<b>Fiat Ducato</b>	<b>Mercedes-Benz Sprinter</b>
Standard chassis	Low frame 35 light	AL-KO low frame 315 CDI
Base engine	Diesel 2,2 l	Diesel 2,0 l
Output (kW/HP)	103 / 140	110 / 150
Transmission	6-speed manual transmission	9G-TRONIC automatic transmission
Length/width/height (mm) <sup>14) 15) 16)</sup>	6.900 / 2.270 / 2.970	6.955 / 2.270 / 2.950
Wheel base (mm)	3.800	3.900
Double floor height / double floor basement (mm)	170 / 390	220 / 460
Headroom in living area (mm)	1.980	1.980
Rear garage interior height (mm)	1.200	1.200
Door width / height rear garage on passenger's side (mm)	950 x 1.140	950 x 1.140
Door width / height, rear garage on driver's side (mm)	950 x 1.140	800 x 1.140
Technically permissible gross vehicle weight (kg) <sup>23)</sup>	3.500	3.500
Mass in running order (kg) <sup>7)</sup>	2.883 (2.739 - 3.027)	2.896 (2.751 - 3.041)
Weight of additional equipment in series production specified by the manufacturer (kg) <sup>14)</sup>	250	237
Max. towing capacity (kg) <sup>25)</sup>	2.000	2.000
Max. number of seats with 3-point / 2-point safety belt while driving* <sup>22)</sup>	4	4

The technically permissible gross vehicle weight (e.g. 3.500 kg) must not be exceeded under any circumstances while driving. If the vehicle exceeds the technically permissible gross vehicle weight while driving, this constitutes a regulatory offence which may be punishable with a fine. We therefore urgently advise you to check this before each journey and ensure that you and your vehicle do not exceed the technically permissible gross vehicle weight (e.g. 3.500 kg).

## 2nd MASS IN RUNNING ORDER

The weight in roadworthy condition corresponds to the (unladen) weight of the vehicle with standard factory equipment (including lubricants, tools, tyre repair kit and a fuel tank that is 90% full) plus a statutory default weight of 75 kg for the driver.

The mass in running order essentially includes the following items:

- the unladen weight of the vehicle with the main cabin including filled operating fluids such as lubricating grease, oils and coolants;
- the standard equipment, i.e. all equipment items which are included in the vehicle within the scope of delivery;
- a fresh water tank that is 100% full when driving (filling when driving in accordance with the manufacturer's specifications. You will find the manufacturer's information about filling the vehicle in the sales documents (e.g. in the price lists). This is 20 l or 50 l depending on the model range) and an aluminium gas bottle that is 100% full, weighing 16 kg;
- a fuel tank that is 90% full;
- the driver, whose weight is set at a flat rate of 75 kg, regardless of the driver's actual weight.

The mass in running order is therefore the basic configuration of the vehicle model you have selected with standard equipment plus a statutory flat rate weight of 75 kg for the driver. This changes after selecting additional equipment (equipment packages, special equipment, options).

You will find information about the mass in running order for each layout in our sales documents (e.g. in the price lists).

It is important that the value given in our sales documents for the mass in running order is a standard value which is determined during the type approval procedure and checked by the authorities. It is legally permissible and possible for the mass in running order of the vehicle which is delivered to you to differ from the nominal value specified in the sales documents due to production-related tolerances. The legal tolerance is  $\pm 5\%$ . The EU legislator has taken into account the fact that there are certain fluctuations in the mass in running order due to fluctuations in the weight of the supplied parts as well as process and weather-related factors. Please take this into consideration when selecting and configuring your motorhome.

Example calculation illustrating these (permissible) production-related weight deviations:

Mass in running order according to sales documents:	2.900 kg
Legal tolerance of $\pm 5\%$ :	145 kg
Legally permissible range of mass in running order:	2.755 to 3.045 kg

The specific range of permissible weight deviations for the mass in running order for each layout can be found in the technical data shown in our sales documents. As a manufacturer, we endeavour to restrict weight fluctuations to the minimum that is unavoidable in terms of production technology. Deviations above and below within the legally permissible tolerance range therefore only occur very rarely. However, in spite of constant technical optimisation of the production process, these cannot be completely avoided.

In order to ensure that all of the vehicles which are actually delivered comply with the legally permissible tolerance, the actual weight of the vehicle and compliance with the permissible tolerance of  $\pm 5\%$  is checked by us as the manufacturer by weighing the vehicle upon completion in the production area at the end of the production line. Your dealer will inform you of the actual weight of your vehicle that was measured at the end of the production line. This gives you full transparency about any weight discrepancies that may be present in your vehicle.

### 3rd NUMBER OF MAXIMUM PERMITTED SEATS / WEIGHT OF PASSENGERS

The maximum number of permitted seats while driving is determined by us as the manufacturer during the type approval procedure. The weight of the passengers results from the maximum number of permitted seats. The weight of the passengers is a flat rate of 75 kg for each approved seat which we as the manufacturer have provided for the vehicle, regardless of what the passengers actually weigh. This is also a legally prescribed calculation. Since the weight of the driver is already included in the mass in running order, i.e. 75 kg (see section 2.), this is not taken into consideration in the weight of the passengers. In a motorhome with four approved seats, the weight of the passengers is  $3 \times 75 \text{ kg} = 225 \text{ kg}$ .

The specification of the maximum permissible number of seats in the sales documents refers to the respective vehicle weight in a standard set-up without additional equipment (for additional equipment, see section 4.) and specifies the maximum possible number of persons who can be seated while driving.

However, the number of seats depends on the weight and axle load. For example, it can be reduced by installing additional equipment (e.g. by selecting equipment packages, special equipment and options) or, depending on the model, only be achieved by increasing the permissible total weight and/or by omitting additional equipment.

### 4th ACTUAL WEIGHT AND ADDITIONAL EQUIPMENT

The mass in running order (see section 2.) and the weight of the factory-installed additional equipment (equipment packages, special equipment, options) in a specific vehicle are collectively referred to as the actual weight of the vehicle.

You can find information about the actual weight of your vehicle after it has been handed over in section 13.2 of the Certificate of Conformity (CoC), which will be given to you by your dealer when the handover takes place.

Please note that the actual weight which is specified in the Certificate of Conformity (CoC) is also a standard value. Since the mass in running order – as part of the actual weight – has a legally permissible tolerance of  $\pm 5\%$  (see section 2.), the actual weight can deviate from the specified nominal value accordingly.

According to the legal definition, the so-called additional equipment includes all optional equipment parts that are not included in the standard equipment and is fitted to the vehicle by the manufacturer (i.e. ex works) werden und vom Kunden bestellt werden können (z.B. Markise, and can be ordered by the customer (e.g. awning, bicycle or motorcycle rack, satellite system, solar energy system, oven etc.). Information about the individual or package weights of the equipment packages, special equipment and options which can be ordered can be found in our sales documents. Other accessories that are retrofitted after delivery of the vehicle from the factory by the dealer or by you personally are not included in the special equipment in this sense.



## 5th MAXIMUM WEIGHT OF ADDITIONAL EQUIPMENT SPECIFIED BY THE MANUFACTURER AND PAYLOAD

Since the installation of additional equipment is also subject to legal and technical limits, we determine the value of the maximum weight of additional equipment which can be fitted to the vehicle in addition to the standard equipment (e.g. by selecting equipment packages and/or special equipment) for each layout and vehicle. This value must not be exceeded when you are selecting and configuring your vehicle.

The weight of additional equipment specified by the manufacturer can be found in our sales documents (e.g. in the price lists).

### Malibu Coachbuilt



	T 430 KB-LE lightweight 3.5 t	
	Fiat Ducato	Mercedes-Benz Sprinter
Standard chassis	Low frame 35 light	AL-KO low frame 315 CDI
Base engine	Diesel 2.2 l	Diesel 2.0 l
Output (kW/HP)	103 / 140	110 / 150
Transmission	6-speed manual transmission	9G-TRONIC automatic transmission
Length/width/height (mm) <sup>30) 31) 32)</sup>	6900 / 2.270 / 2.970	6.955 / 2.270 / 2.950
Wheel base (mm)	3.800	3.900
Double floor height / double floor basement (mm)	170 / 390	220 / 460
Headroom in living area (mm)	1.980	1.980
Rear garage interior height (mm)	1.200	1.200
Door width / height rear garage on passenger's side (mm)	950 x 1140	950 x 1140
Door width / height, rear garage on driver's side (mm)	950 x 1140	800 x 1140
Technically permissible gross vehicle weight (kg) <sup>23)</sup>	3.500	3.500
Mass in running order (kg) <sup>7)</sup>	2.883 (2.739 - 3.027)	2.896 (2.751 - 3.041)
Weight of additional equipment in series production specified by the manufacturer (kg) <sup>14)</sup>	250	237
Max. towing capacity (kg) <sup>27)</sup>	2.000	2.000
Max. number of seats with 3-point / 2-point safety belt while driving* <sup>22)</sup>	4	4

The maximum weight of additional equipment specified by the manufacturer is intended to ensure that the legally prescribed minimum payload is also actually available for the vehicle payload after delivery of a vehicle by the manufacturer. This means that only a certain amount of additional equipment can be ordered and installed in the factory, in order to leave a sufficient weight allowance available for luggage and other accessories (the so-called payload) without exceeding the technically permissible gross vehicle weight.

The payload is calculated by subtracting the mass in running order (nominal value according to the sales documents, see section 2.), the weight of passengers (see section 3.) and the maximum weight of additional equipment specified by the manufacturer from the technically permissible gross vehicle weight (see section 1).

For motorhomes, the European legislation prescribes a fixed minimum payload, which must remain for luggage or other accessories which are not installed in the factory. This minimum payload is calculated as follows:

$$\text{Minimum payload in kg} \geq 10 * (n + L)$$

In this calculation: 'n' = maximum number of passengers plus the driver and 'L' = total length of vehicle in metres (including decimal places).

For a motorhome with a length of 7 m and 4 approved seats (including the driver), for example, the minimum payload is  $10 \text{ kg} * (4 + 7) = 110 \text{ kg}$ .

When you are configuring your motorhome, please note that the payload must not fall below the minimum.

To ensure that the minimum payload is adhered to, there is a maximum combination of additional equipment which can be ordered for each vehicle model. In the above-mentioned example with a minimum payload of 110 kg, the total weight of additional equipment for a vehicle with four approved seats (including the driver) and a mass in running order of 2.900 kg should be a maximum of 265 kg:

3.500 kg	Technically permissible gross vehicle weight
- 2.900 kg	Mass in running order
- 3 x 75 kg	Weight of passengers
- 110 kg	Minimum payload
= 265 kg	Additional equipment

Please note that this calculation is based on the standard value for the mass in running order determined during the type approval process, without taking account of the permissible weight deviations for the mass in running order (see section 2.). If the maximum permissible value for the additional equipment of (in this example) 265 kg is almost or completely exhausted, an upward weight deviation in the mass in running order may therefore result in the minimum payload of 110 kg being theoretically maintained using the standard value of the weight in running order, but in reality there is no corresponding payload option.

Here is another sample calculation for a vehicle with four approved seats, whose actual mass in running order is 1% above the nominal value:

3.500 kg	Technically permissible gross vehicle weight
- 2.929 kg	Actual mass in running order of the vehicle (+ 1% compared to the 2.900 kg specified in the sales documents)
- 3 x 75 kg	Weight of passengers
-265 kg	Weight of additional equipment
= 81 kg	Actual payload (< minimum payload of 110 kg); in this example, the minimum payload is therefore undershot by 29 kg

In order to avoid such a shortfall in the minimum payload, the manufacturer reduces the weight of the additional equipment that can be ordered based on the layout. Limiting the additional equipment is intended to ensure that the minimum payload, i.e. the legally prescribed weight available for luggage and other accessories, is actually achieved for the payload of the vehicles delivered by the manufacturer.

As, due to production reasons, the actual weight of the specific vehicle is only determined when it is weighed at the end of the production line, it cannot be completely ruled out that in rare exceptional cases a situation may arise, whereby the minimum payload is not guaranteed at the end of the production line despite this limitation of additional equipment. In order to guarantee the minimum payload in these cases, the manufacturer will check with you and your dealer before delivery of the vehicle whether, for example, the vehicle is overloaded, the number of permitted seats is reduced or additional equipment is omitted to reduce the weight, so that you receive a vehicle that has the legal minimum payload. The weight of additional equipment offered by the manufacturer can be found in our sales documents (e.g. in the price lists).

Illustration in the price list:

Article no.		€ incl. 21 % VAT	kg
<b>Fiat Ducato chassis</b>			
310210	Engine: 140 HP / 103 kW, light duty, Euro 6 e-bis, 6-speed manual transmission	Standard	-
310229	Engine: 140 HP / 103 kW, light duty, Euro 6 e-bis, 8-speed automatic torque converter transmission <sup>26)</sup> <sup>27)</sup>	0	-
310217	Engine: 180 HP / 132 kW, light duty, Euro 6 e-bis, 8-speed automatic torque converter transmission <sup>26)</sup> <sup>27)</sup>	4.590	-
310073	Engine: 140 HP / 103 kW, heavy-duty, Euro VI E, 6-speed manual transmission	265	-
310074	Engine: 140 HP / 103 kW, heavy-duty, Euro VI E, 8-speed automatic torque converter transmission	265	-
310067	Engine: 140 HP / 103 kW, heavy-duty, Euro VI E, 6-speed manual transmission <sup>26)</sup> <sup>27)</sup>	Standard	-
310169	Engine: 140 HP / 103 kW, heavy-duty, Euro VI E, 8-speed manual transmission <sup>26)</sup> <sup>27)</sup>	0	-
310075	Engine: 180 HP / 132 kW, heavy-duty, Euro VI E, 8-speed automatic torque converter transmission <sup>26)</sup> <sup>27)</sup>	4.590	-
210338	Fiat 10.1" multimedia system incl. sat nav, motorhome route guidance and DAB+ <sup>43)</sup>	1.475	1
331615	Fiat full LED headlights <sup>49)</sup>	1.375	-
310605	90-litre fuel tank	125	23
410281	Cab exterior colour black metallic	1120	-

The additional weight of additional equipment (all equipment parts not included in the standard equipment) increases the actual weight of the vehicle (= mass in running order plus the selected additional equipment) and reduces the payload. The specified value indicates the additional weight compared to the standard equipment of the respective layout. The total weight of the selected additional equipment (equipment packages, special equipment and options) must not exceed the maximum weight of additional equipment specified by the manufacturer.

## 6. THE EFFECTS OF MASS IN RUNNING ORDER TOLERANCES ON THE PAYLOAD

Regardless of the minimum payload, you should also note that unavoidable production-related fluctuations in the mass in running order have an effect on the remaining payload:

If you order our example vehicle (see section 5) with additional equipment with a total weight of 150 kg, the calculated payload is 225 kg based on the default value for the weight in roadworthy condition. Due to the tolerances, the payload that is actually available may deviate from this value and may be higher or lower. If the mass in running order of your vehicle is about 1% higher than the weight specified in the sales documents, the possible payload is reduced from 225 kg to 196 kg:

3.500 kg	Technically permissible gross vehicle weight
- 2.929 kg	Actual mass in running order of the vehicle (+ 1% compared to the 2.900 kg specified in the sales documents)
- 3 x 75 kg	Weight of passengers
- 150 kg	Ordered additional equipment for the specifically configured vehicle
= 196 kg	Actual payload

to ensure that the calculated payload is actually achieved, you should therefore take into account the possible and permissible tolerances in the mass in running order when selecting and configuring your vehicle. We also strongly recommend weighing the laden motorhome on a non-automatic weighbridge before every journey and determining whether the technically permissible total vehicle weight and the technically permissible total axle load are adhered to, taking account of the individual weight of passengers.



You can find more information online!

Malibu Motorhomes come in two different weight and equipment variants. For you as a customer, this distinction provides a clear indication of which models meet your requirements.



Our **lightweight 3.5 t models** are the perfect choice for those who value a lightweight vehicle that meets the requirements of the 3,5 t class and can be driven with a B Class EU driving licence. These combine innovative light-weight construction with Malibu's unique features.



Our **comfort 4.2 t models** are the perfect choice for those who are not dependent on the 3,5 t weight class and want to experience premium comfort. The huge payload reserves and maximum living comfort of these models leave nothing to be desired.

To make it as easy as possible for you to choose the right model, here are the equipment differences between the lightweight 3.5 t and comfort 4.2 t models.

lightweight 3.5 t	comfort 4.2 t	Optional on lightweight 3.5 t
<b>Chassis Fiat Ducato</b>		
Fiat Ducato with technically permissible gross vehicle weight of 3.500 kg	Fiat Ducato with technically permissible gross vehicle weight of <b>4.250 kg</b>	-
Standard 60-litre fuel tank	Standard 60-litre fuel tank, <b>90-litre fuel tank available in Chassis Comfort package</b>	○
<b>Mercedes-Benz Sprinter chassis</b>		
Mercedes-Benz Sprinter with technically permissible gross vehicle weight of 3.500 kg with Malibu special light AL-KO low frame	Mercedes-Benz Sprinter with technically permissible gross vehicle weight of <b>4.200 kg</b> with <b>AL-KO Malibu special low frame</b>	-
Standard 65-litre fuel tank	Standard 60-litre fuel tank, <b>92-litre fuel tank available in Chassis Comfort package</b>	○
<b>Body</b>		
Double floor exterior access via storage compartment hatch in front of XL habitation door (depending on model)	Double floor exterior access via storage compartment hatch in front of XL habitation door and <b>additional, lowered exterior storage compartment behind XL habitation door (depending on model)</b>	○
<b>Cab</b>		
Overhead lockers at side with front hatch below drop-down bed on driver's side	Overhead locker at side with front flap below drop-down bed on driver's and <b>passenger's side</b>	-
<b>Washroom</b>		
Large washroom with modern countertop washbasin, large wall mirror and additional storage cabinet (only models 450 RB-LE, 470 RB-LE 'K', 480 RB-QB 'K')	Spacious washroom with modern countertop washbasin, <b>large illuminated wall mirror</b> and <b>additional mirrored cabinet</b> (only models 450 RB-LE, 470 RB-LE 'K', 480 RB-QB 'K')	-
Washbasin base cabinet with toilet roll holder	Washbasin base cabinet with toilet roll holder and <b>laundry basket*</b>	-
<b>Kitchen</b>		
3-ring hob with one-piece or two-piece glass cover (depending on model), enamelled wire pan support and stainless steel base**	3-ring hob with one-piece or two-piece glass cover (depending on model), <b>cast-iron trivet and glass base**</b>	-
Multifunctional sink cover including wall holder for worktop extension	Multifunctional sink cover including wall holder for worktop extension and <b>chopping board function</b>	●
<b>Sleeping area incl. wardrobes</b>		
Convenient access step for lengthways single beds	Pull-out lightweight access steps <b>including extended sleeping area with additional cushion</b> for lengthways single beds	●
Wardrobes beneath lengthways single beds, lowered into the double floor, with lift function and divided mattress	Wardrobes <b>with shelf</b> beneath lengthways single beds, lowered into the double floor, with lift function and divided mattress	●
<b>Services</b>		
Lithium-ion battery 90 Ah incl. battery computer in Chassis Comfort package	Gel battery 80 Ah as standard	

\* Laundry basket only available with luxury bathroom layouts

\*\* Two-piece glass cover in corner kitchens, single-piece in galley kitchens

○ = Special equipment   ● = included in package   - = not possible

We offer maximum variety for all layouts: in addition to the two different weight and equipment variants, lightweight 3.5 t and comfort 4.2 t, you can also choose the chassis: Fiat Ducato or Mercedes-Benz Sprinter.

To make it as easy as possible for you to choose the right model, here are the main distinguishing features of the chassis.

Whichever one you choose: With your new Malibu motorhome, you will enjoy the highest standards of comfort, quality and safety on every journey.



Mercedes-Benz  
AL-KO

	Fiat Ducato		Mercedes-Benz Sprinter	
	lightweight 3.5 t	comfort 4.2 t	lightweight 3.5 t	comfort 4.2 t
Available for	All layouts except for 490 RB-LE	All layouts except for 441 KB-LE	All layouts except for 490 RB-LE	All layouts
Drive and running gear				
Chassis type	Low frame 35 light	Low frame 40 heavy	AL-KO low frame Malibu special light	AL-KO low frame Malibu special
Motorisation recommendation	2,2 l with 180 HP / 132kW	2,2 l with 180 HP / 132kW	2,0 l with 170 HP / 125 kW	2,0 l with 170 HP / 125 kW
Emissions level	Euro 6e-bis	Euro 6e-bis	Euro VI E	Euro VI E
Drive type	Front-wheel drive		Front-wheel drive	
Maximum permissible total vehicle weight				
Maximum technically permissible gross weight (kg)*	3.500	4.250	3.500	4.500
Maximum front axle load (kg)*	2.100	2.100	2.100	2.100
Maximum rear axle load (kg)*	2.500	2.500	2.430	2.430
Maximum towing capacity (kg)**	2.000	1.800	2.000	2.000
Total towing weight (kg)	5.500	6.000	5.550	5.880

\* In some cases, only valid in conjunction with special equipment

\*\* In conjunction with the total towed load

## MORE OF EVERYTHING AS STANDARD



### MOST STORAGE SPACE IN ITS CLASS

- Double floor with huge, heated storage space, usable height up to 55,5 cm, external access via several large hatches (depending on model)
- Central through-loading compartment (interior height 22 cm) with extra-low double floor storage compartment (usable height 46 cm) depending on model



### PREMIUM BODY CONSTRUCTION

- Chassis with ultra-sturdy body connections via form-fitted and bonded frame members (roof-wall / floor-wall)
- Protection from hailstones, stone chippings and moisture thanks to GRP on roof and underside of floor
- Exclusive side wall / curved roof
- 10-year water ingress warranty as standard
- Easy to repair in the event of damage thanks to segmented side skirts



### HEATING AND AIR CONDITIONING TECHNOLOGY

- Enjoy a comfortable interior climate all year round thanks to a fully insulated double floor with the feel of underfloor heating, as well as highly efficient insulation thanks to a high-quality RTM rigid foam insulation core.
- Targeted heating of technical components



### HIGH-QUALITY FURNITURE DESIGN

- Double connection technology: Furniture is screwed together and mortised
- High-quality and robust metal hinges

light-weight 3.5t	comfort 4.2t
----------------------	-----------------

### I-I Chassis




#### Fiat Ducato flat frame






Engine: 2,2 l diesel Multijet 3 with Adblue (19 l), 140 HP / 103 kW, 4 cylinders, 350 Nm, light duty, Euro 6e-bis, 6-speed transmission, front-wheel drive	X	-
Engine: 2,2 l diesel Multijet 3 with Adblue (19 l), 140 HP / 103 kW, 4 cylinders, 350 Nm, heavy-duty, Euro VI E, 6-speed transmission, front-wheel drive	-	X
All-weather tyres (M+S)	X	X
15-inch steel wheels	X	X
Start / Stop system	X	X
Driver / passenger airbag <sup>19)</sup>	X	X
60-litre fuel tank	X	X
Daytime running lights integrated in headlights	X	X
Side Wind Assist, cruise control, ABS, ESP, ASR, electronic immobiliser, hillholder, Hill Descent Control, Traction Plus, trailer stability control, collision braking system	X	X
Manual air conditioning system	X	X
Cup holder	X	X
Fix & Go breakdown kit	X	X



#### Mercedes-Benz Sprinter with AL-KO low frame

Engine: 2,0 l diesel with Adblue (22 l), 150 HP / 110 kW, 4 cylinders, 330 Nm, Euro VI E, front-wheel drive	X	X
9G-TRONIC automatic transmission including hold function	X	X
All-weather tyres (M+S)	X	X
16-inch steel wheels	X	X
Start / Stop system	X	X



	light-weight 3.5t	comfort 4.2t
<b>Mercedes-Benz Sprinter with AL-KO low frame</b>		
Keyless Start incl. Start/Stop button	X	X
Driver / passenger airbag <sup>1)</sup>	X	X
65-litre fuel tank	X	X
Daytime running lights integrated in headlights	X	X
Automatic driving light control	X	X
Mud flaps on rear axle	X	X
Side Wind Assist, hillholder, ABS, ASR, EBV, ESP	X	X
Active Brake Assist and Driver Drowsiness Detection, including driver camera <sup>44)</sup>	X	X
Fleece battery 12 V / 92 Ah	X	X
Electric warm air auxiliary heating in driver's cab	X	X
Hinged lid for storage compartment	X	X
Driver and passenger cup holders, glove compartment on passenger side (LHD)	X	X
Mercedes-Benz emergency call system, breakdown management	X	X
Fix & Go breakdown kit	X	X
<b> Malibu body construction</b>		
10-year water ingress warranty	X	X
Wood-free body construction with GRP roof and floor covering	X	X
Roof/wall connection via curved roof and frame member	X	X
Roof rail system at side with rainwater drainage	X	X
Side walls and rear wall with aluminium exterior	X	X
RTM hard foam insulating core in roof, floor and side wall	X	X
Floor connected to side wall via aluminium frame members glued over their entire surface	X	X
Total wall and roof thickness, 33 mm	X	X
Exterior hatches made from original side wall material "Malibu Isoplus"	X	X
Internal/external hatch seal, outer seal as water spray protection	X	X
Exterior hatches and XL habitation door with internal hinges	X	X
Segmented side skirts made from aluminium profile	X	X
Dynamic design rear, segmented with separate rear bumper	X	X
Seitz S4 habitation window, double frame with insulated glazing and no thermal bridge, insect screen blind and pleated blackout blind	X	X
XL habitation door with door limiter and door window	X	X
LED exterior light above habitation door with rain deflector	X	X
Electrically extending entrance step for XL habitation door with warning buzzer	X	X
<b> driver's cab concept</b>		
Electrically adjustable and heated exterior rear view mirrors	X	X
T-pod in GRP	X	X
Driver's and passenger's comfort seats in same material as living area, rotatable, with padded armrests (Fiat Ducato)	X	X
Aguti driver's and passenger's comfort seats in same material as living area, rotatable, padded armrests (Mercedes-Benz Sprinter)	X	X
Large, all-round overhead storage cabinets with front flap above cab	X	X
<b> Double floor storage compartment</b>		
Usable height up to 48 cm (Fiat Ducato) or 55,5 cm (Mercedes-Benz Sprinter)	X	X
Through-loading storage compartment with lighting and heating	X	X
Outside access via several large hatches	X	X
Interior access via the L-shaped lounge seating area, fold-up side bench seat, and via the large living area floor hatches in the entrance and kitchen area	X	X
Central through-loading storage compartment (internal height Fiat Ducato 17 cm, Mercedes-Benz Sprinter 22 cm) with lowered double floor storage compartment (usable height: Fiat Ducato 39 cm, Mercedes-Benz Sprinter 46 cm)	X	X

	light-weight 3.5t	comfort 4.2t
 <b>Heated scooter garage</b>		
Scooter garage load capacity up to 350 kg (Mercedes-Benz Sprinter) or 250 kg (Fiat Ducato)	X	X
Large garage door on passenger's side, additional door on driver's side (LHD)	X	X
Garage floor with GRP on top and bottom, anti-slip coating	X	X
With all-around frost-proof insulation and heating	X	X
Lashing system via aluminium frame member, including eight lashing eyes	X	X
 <b>Interior design</b>		
"Nomos" style range: Modern walnut furniture finish with overhead cabinet fronts in matt white, with dark accents in matt grey	X	X
 <b>Living area</b>		
L-shaped lounge seating area with side bench seat, with two 3-point seat belts in direction of travel including headrests	X	X
Seat upholstery with multilayer premium foam core and back support function	X	X
360° living area table, rotatable using a foot pedal and movable in two directions	X	X
Wall cladding with slat decor behind side seat	X	X
Curtain system including removable decorative curtain	X	X
Swivel-out shoe cabinet with storage system in bench seat base, including LED accent light	X	X
Double connection technology: furniture parts screwed together and mortised	X	X
Hatch closer with soft closing mechanism	X	X
 <b>Kitchen</b>		
Kitchen countertop as visual room divider and additional worktop (450 RB-LE, 470 RB-LE 'K', 480 RB-QB 'K' models)	X	X
Kitchen work surface with scratch-proof slate-effect finish, illuminated from underneath with LED accent light	X	X
3-ring hob with divided glass cover (one-piece in 430 KB-LE model) with robust enamelled wire pan support and stainless steel base	X	-
3-ring hob with divided glass cover (one-piece in 430 KB-LE model) with robust cast-iron trivet and glass base	-	X
Slim tower refrigerator with door opening on both sides, with separate freezer compartment, automatic energy source selection 12 V / 230 V / gas mode	X	X
Kitchen units with deep drawers and wooden cutlery tray	X	X
Separate waste bins in separate hygiene area	X	X
"Easy glide" roller-mounted drawers with soft-close mechanism	X	X
Kitchen rear wall in cream decorative glass	X	X
Round stainless steel sink embedded in work surface with multifunctional sink cover including wall holder for extending size of worktop	X	X
Mixer tap in metal design at practical pot height	X	X
 <b>Bathroom   Dressing room</b>		
<b>Dressing room &amp; room partitioning</b>		
Dressing room with lockable washroom door or luxury bathroom door to living area	X	X
Solid wood sliding door in front of sleeping area (450 RB-LE, 470 RB-LE 'K' models)	-	X
Pull-out TV wall and room divider in front of sleeping area (480 RB-QB 'K' model)	-	X
Floor-to-ceiling wardrobe with two clothes rails and shelf (470 RB-LE 'K' model)	X	X
<b>Combined bathroom with separable round shower (430 KB-LE models)</b>		
Towel rail above round shower	X	X
Hand-held shower head height-adjustable on chrome rail	X	X
Mini Heki skylight	X	X
Washbasin base cabinet unit with toilet roll holder, mirrored storage cabinet	X	X

	light-weight 3.5t	comfort 4.2t
<b>Luxury bathroom (450 RB-LE, 470 RB-LE 'K', 480 RB-QB 'K' models)</b>		
"One level" step-free shower access	X	X
Towel rail above round shower	X	X
Shower floor inlay in living area floor design, removable for showering	X	X
Hand-held shower head height-adjustable on chrome rail	X	X
Mini Heki skylight in washroom	X	X
Roof light in shower room	X	X
Washbasin base cabinet with toilet roll holder, countertop washbasin and mirror	X	-
Washbasin base cabinet with toilet roll holder, countertop washbasin, mirrored storage cabinet and mirror with indirect LED lighting	-	X
<b> Sleeping</b>		
<b>Fixed beds in rear area</b>		
7-zone, high-quality cold foam mattress	X	X
Two-part heated and ventilated slatted frame	X	X
Mini Heki skylight	X	X
Raisable head section	X	X
<b>Lengthways single beds</b>		
Fixed access steps	X	-
Pull access steps including extended sleeping area with additional cushion	-	X
All-around overhead storage cabinets	X	X
Wardrobes beneath the beds, lowered into the double floor, with lift function and divided mattress (model-dependent)	X	X
<b> On-board technology</b>		
<b>Water</b>		
Fresh water and waste water tank in heated double floor, cleaning opening in scooter garage or via living area floor hatch	X	X
Central water drain in central double floor	X	X
Low-maintenance pressurised water pump system	X	X
<b>Gas</b>		
External gas bottle compartment in low position (450 RB-LE, 470 RB-LE 'K', 480 RB-QB 'K' models)	X	X
Gas bottle compartment in rear area, accessible via separate gas compartment door (430 KB-LE model)	X	X
Holds 2 x 11 kg gas bottles	X	X
Main gas taps in kitchen area	X	X
<b>Electrical system</b>		
18 A automatic charger, electronic control, automatic cut-off when voltage too low, incl. starter battery charging function	X	X
Electrical centre beneath driver's seat (Fiat Ducato) or in double floor behind driver's seat (Mercedes-Benz Sprinter) (LHD)	X	X
1 x 80 Ah gel battery beneath driver's seat (Fiat Ducato) or passenger's seat (Mercedes-Benz Sprinter) (LHD)	X	X
On-board control panel behind technical panel above XL habitation door	X	X
230 V sockets in kitchen, bathroom and entrance area	X	X
12 V socket in cab	X	X
Double USB socket in cab	X	X
<b>Living area lighting</b>		
Numerous LED spotlights above L-shaped lounge seating area and in rear bed area	X	X
Light control via main switch in entrance area	X	X
Work light and ambient lighting can be switched on separately	X	X
<b> Heating technology</b>		
Hot air vents in living area, double floor, scooter garage and habitation door entrance	X	X
Underfloor heating effect due to heated double floor with heat storage	X	X



Please carefully read the legal information regarding vehicle weight on pages 2-5 before concluding the contract!



Alternatively, you can scan the QR code to receive all of the key weight information!



	T 430 KB-LE			
	lightweight 3.5 t		comfort 4.2 t	
	Fiat Ducato	Mercedes-Benz Sprinter	Fiat Ducato	Mercedes-Benz Sprinter
Standard chassis	Low frame 35 light	AL-KO low frame 315 CDI	Low frame 40 heavy	AL-KO low frame 415 CDI
Base engine	Diesel 2,2 l	Diesel 2,0 l	Diesel 2,2 l	Diesel 2,0 l
Output (kW/HP)	103 / 140	110 / 150	103 / 140	110 / 150
Transmission	6-speed manual transmission	9G-TRONIC automatic transmission	6-speed manual transmission	9G-TRONIC automatic transmission
Length/width/height (mm) <sup>16) 17) 18)</sup>	6.900 / 2.270 / 2.970	6.955 / 2.270 / 2.950	6.900 / 2.270 / 2.970	6.955 / 2.270 / 2.950
Wheel base (mm)	3.800	3.900	3.800	3.900
Double floor height / double floor basement (mm)	170 / 390	220 / 460	170 / 390	220 / 460
Headroom in living area (mm)	1.980	1.980	1.980	1.980
Rear garage interior height (mm)	1.200	1.200	1.200	1.200
Door width / height rear garage on passenger's side (mm)	950 x 1.140	950 x 1.140	950 x 1.140	950 x 1.140
Door width / height, rear garage on driver's side (mm)	950 x 1.140	800 x 1.140	950 x 1.140	800 x 1.140
Technically permissible gross vehicle weight (kg) <sup>23)</sup>	3.500	3.500	4.250	4.200 / 4.500*
Mass in running order (kg) <sup>7)</sup>	2.883 (2.739 – 3.027)	2.896 (2.751 – 3.041)	2.943 (2.796 – 3.090)	2.936 (2.789 – 3.083)
Weight of additional equipment in series production specified by the manufacturer (kg) <sup>14)</sup>	250	237	940	896
Max. towing capacity (kg) <sup>27)</sup>	2.000	2.000	1.800	2.000
Max. number of seats with 3-point / 2-point safety belt while driving* <sup>22)</sup>	4	4	4	4
Sleeping berths standard / optional	2 / 3	2 / 3	2 / 3	2 / 3
Rear bed dimensions (mm)	2.000 / 1.900 x 850	2.000 / 1.900 x 850	2.000 / 1.900 x 850	2.000 / 1.900 x 850
Drop-down bed dimensions (mm)*	-	-	-	-
Seating area bed conversion dimensions* (mm)	2.030 x 1.105 / 650	2.030 x 1.105 / 650	2.030 x 1.105 / 650	2.030 x 1.105 / 650
Refrigerator volume / of which freezer compartment (l)	133 / 12	133 / 12	133 / 12	133 / 12
Heating system	Truma Combi 6	Truma Combi 6	Truma Combi 6	Truma Combi 6
Fresh water tank volume (l) <sup>21)</sup>	125	150	125	150
Waste water tank volume (l)	90	140	90	140
230 V / 12 V / USB sockets	3 / 1 / 1	3 / 1 / 1	3 / 1 / 1	3 / 1 / 1
Battery capacity (Ah)	80	80	80	80
Article no.	170140	170360	170145	170365

\* in conjunction with special equipment

<sup>17)</sup> The total vehicle width is the measurement from exterior wall to exterior wall (wheel arches on the side, approx. +70 mm)





Please carefully read the legal information regarding vehicle weight on pages 2-5 before concluding the contract!



Alternatively, you can scan the QR code to receive all of the key weight information!



	T 450 RB - LE			
	lightweight 3.5 t		comfort 4.2 t	
	Fiat Ducato	Mercedes-Benz Sprinter	Fiat Ducato	Mercedes-Benz Sprinter
Standard chassis	Low frame 35 light	AL-KO low frame 315 CDI	Low frame 40 heavy	AL-KO low frame 415 CDI
Base engine	Diesel 2,2 l	Diesel 2,0 l	Diesel 2,2 l	Diesel 2,0 l
Output (kW/HP)	103 / 140	110 / 150	103 / 140	110 / 150
Transmission	6-speed manual transmission	9G-TRONIC automatic transmission	6-speed manual transmission	9G-TRONIC automatic transmission
Length/width/height (mm) <sup>16)</sup> <sup>17)</sup> <sup>18)</sup>	7.000 / 2.270 / 2.970	7.160 / 2.270 / 2.950	7.000 / 2.270 / 2.970	7.160 / 2.270 / 2.950
Wheel base (mm)	3.800	3.900	3.800	3.900
Double floor height / double floor basement (mm)	170 / 390	220 / 460	170 / 390	220 / 460
Headroom in living area (mm)	1.980	1.980	1.980	1.980
Rear garage interior height (mm)	1.200	1.200	1.200	1.200
Door width / height rear garage on passenger's side (mm)	1.050 x 1.140	1.050 x 1.140	1.050 x 1.140	1.050 x 1.140
Door width / height, rear garage on driver's side (mm)	1.050 x 1.140	1.050 x 1.140	1.050 x 1.140	1.050 x 1.140
Technically permissible gross vehicle weight (kg) <sup>23)</sup>	3.500	3.500	4.250	4.200 / 4.500*
Mass in running order (kg) <sup>7)</sup>	2.903 (2.758 – 3.048)	2.896 (2.751 – 3.041)	2.963 (2.815 – 3.111)	2.956 (2.808 – 3.104)
Weight of additional equipment in series production specified by the manufacturer (kg) <sup>14)</sup>	229	235	918	874
Max. towing capacity (kg) <sup>27)</sup>	2.000	2.000	1.800	2.000
Max. number of seats with 3-point / 2-point safety belt while driving* <sup>22)</sup>	4	4	4	4
Sleeping berths standard / optional	2 / 4	2 / 4	2 / 4	2 / 4
Rear bed dimensions (mm)	1.900 / 2.000 x 850	1.900 / 2.000 x 850	1.900 / 2.000 x 850	1.900 / 2.000 x 850
Drop-down bed dimensions (mm)*	1.710 x 1.000	1.710 x 1.000	1.710 x 1.000	1.710 x 1.000
Seating area bed conversion dimensions* (mm)	2.030 x 1.105 / 650	2.030 x 1.105 / 650	2.030 x 1.105 / 650	2.030 x 1.105 / 650
Refrigerator volume / of which freezer compartment (l)	133 / 12	133 / 12	133 / 12	133 / 12
Heating system	Truma Combi 6	Truma Combi 6	Truma Combi 6	Truma Combi 6
Fresh water tank volume (l) <sup>21)</sup>	125	150	125	150
Waste water tank volume (l)	90	140	90	140
230 V / 12 V / USB sockets	3 / 1 / 1	3 / 1 / 1	3 / 1 / 1	3 / 1 / 1
Battery capacity (Ah)	80	80	80	80
Article no.	170150	170340	170155	170345

\* in conjunction with special equipment

<sup>17)</sup> The total vehicle width is the measurement from exterior wall to exterior wall (wheel arches on the side, approx. +70 mm)



Please carefully read the legal information regarding vehicle weight on pages 2-5 before concluding the contract!



Alternatively, you can scan the QR code to receive all of the key weight information!



	T 470 RB-LE 'K'			
	lightweight 3.5 t		comfort 4.2 t	
	Fiat Ducato	Mercedes-Benz Sprinter	Fiat Ducato	Mercedes-Benz Sprinter
Standard chassis	Low frame 35 light	AL-KO low frame 315 CDI	Low frame 40 heavy	AL-KO low frame 415 CDI
Base engine	Diesel 2,2 l	Diesel 2,0 l	Diesel 2,2 l	Diesel 2,0 l
Output (kW/HP)	103 / 140	110 / 150	103 / 140	110 / 150
Transmission	6-speed manual transmission	9G-TRONIC automatic transmission	6-speed manual transmission	9G-TRONIC automatic transmission
Length/width/height (mm) <sup>16)</sup> <sup>17)</sup> <sup>18)</sup>	7.105 / 2.270 / 2.970	7.275 / 2.270 / 2.950	7.105 / 2.270 / 2.970	7.275 / 2.270 / 2.950
Wheel base (mm)	4.035	4.135	4.035	4.135
Double floor height / double floor basement (mm)	170 / 390	220 / 460	170 / 390	220 / 460
Headroom in living area (mm)	1.980	1.980	1.980	1.980
Rear garage interior height (mm)	1.200	1.200	1.200	1.200
Door width / height rear garage on passenger's side (mm)	1.050 x 1.140	1.050 x 1.140	1.050 x 1.140	1.050 x 1.140
Door width / height, rear garage on driver's side (mm)	1.050 x 1.140	1.050 x 1.140	1.050 x 1.140	1.050 x 1.140
Technically permissible gross vehicle weight (kg) <sup>23)</sup>	3.500	3.500	4.250	4.200 / 4.500*
Mass in running order (kg) <sup>7)</sup>	2.903 (2.758 – 3.048)	2.896 (2.751 – 3.041)	2.963 (2.815 – 3.111)	2.956 (2.808 – 3.104)
Weight of additional equipment in series production specified by the manufacturer (kg) <sup>14)</sup>	228	233	917	873
Max. towing capacity (kg) <sup>27)</sup>	2.000	2.000	1.800	2.000
Max. number of seats with 3-point / 2-point safety belt while driving* <sup>22)</sup>	4	4	4	4
Sleeping berths standard / optional	2 / 4	2 / 4	2 / 4	2 / 4
Rear bed dimensions (mm)	2.000 / 1.900 x 850	2.000 / 1.900 x 850	2.000 / 1.900 x 850	2.000 / 1.900 x 850
Drop-down bed dimensions (mm)*	1.710 x 1.000	1.710 x 1.000	1.710 x 1.000	1.710 x 1.000
Seating area bed conversion dimensions* (mm)	2.030 x 1.105 / 650	2.030 x 1.105 / 650	2.030 x 1.105 / 650	2.030 x 1.105 / 650
Refrigerator volume / of which freezer compartment (l)	133 / 12	133 / 12	133 / 12	133 / 12
Heating system	Truma Combi 6	Truma Combi 6	Truma Combi 6	Truma Combi 6
Fresh water tank volume (l) <sup>21)</sup>	125	150	125	150
Waste water tank volume (l)	90	140	90	140
230 V / 12 V / USB sockets	3 / 1 / 1	3 / 1 / 1	3 / 1 / 1	3 / 1 / 1
Battery capacity (Ah)	80	80	80	80
Article no.	170280	170370	170285	170375

\* in conjunction with special equipment

<sup>17)</sup> The total vehicle width is the measurement from exterior wall to exterior wall (wheel arches on the side, approx. +70 mm)



Please carefully read the legal information regarding vehicle weight on pages 2-5 before concluding the contract!



Alternatively, you can scan the QR code to receive all of the key weight information!



	T 480 RB-QB 'K'			
	lightweight 3.5 t		comfort 4.2 t	
	Fiat Ducato	Mercedes-Benz Sprinter	Fiat Ducato	Mercedes-Benz Sprinter
Standard chassis	Low frame 35 light	AL-KO low frame 315 CDI	Low frame 40 heavy	AL-KO low frame 415 CDI
Base engine	Diesel 2,2 l	Diesel 2,0 l	Diesel 2,2 l	Diesel 2,0 l
Output (kW/HP)	103 / 140	110 / 150	103 / 140	110 / 150
Transmission	6-speed manual transmission	9G-TRONIC automatic transmission	6-speed manual transmission	9G-TRONIC automatic transmission
Length/width/height (mm) <sup>16) 17) 18)</sup>	7.180 / 2.270 / 2.970	7.350 / 2.270 / 2.950	7.180 / 2.270 / 2.970	7.350 / 2.270 / 2.950
Wheel base (mm)	4.035	4.135	4.035	4.135
Double floor height / double floor basement (mm)	170 / 390	220 / 460	170 / 390	220 / 460
Headroom in living area (mm)	1.980	1.980	1.980	1.980
Rear garage interior height (mm)	1.120 / 1.240**	1.120 / 1.240**	1.120 / 1.240**	1.120 / 1.240**
Door width / height rear garage on passenger's side (mm)	1.050 x 1.100	1.050 x 1.100	1.050 x 1.100	1.050 x 1.100
Door width / height, rear garage on driver's side (mm)	1.050 x 1.100	1.050 x 1.100	1.050 x 1.100	1.050 x 1.100
Technically permissible gross vehicle weight (kg) <sup>23)</sup>	3.500	3.500	4.250	4.200 / 4.500*
Mass in running order (kg) <sup>7)</sup>	2.913 (2.767 – 3.059)	2.906 (2.761 – 3.051)	2.973 (2.824 – 3.122)	2.966 (2.818 – 3.114)
Weight of additional equipment in series production specified by the manufacturer (kg) <sup>14)</sup>	217	223	906	862
Max. towing capacity (kg) <sup>27)</sup>	2.000	2.000	1.800	2.000
Max. number of seats with 3-point / 2-point safety belt while driving* <sup>22)</sup>	4	4	4	4
Sleeping berths standard / optional	2 / 4	2 / 4	2 / 4	2 / 4
Rear bed dimensions (mm)	1.900 x 1.450	1.900 x 1.450	1.900 x 1.450	1.900 x 1.450
Drop-down bed dimensions (mm)*	1.710 x 1.000	1.710 x 1.000	1.710 x 1.000	1.710 x 1.000
Seating area bed conversion dimensions* (mm)	2.030 x 1.105 / 650	2.030 x 1.105 / 650	2.030 x 1.105 / 650	2.030 x 1.105 / 650
Refrigerator volume / of which freezer compartment (l)	133 / 12	133 / 12	133 / 12	133 / 12
Heating system	Truma Combi 6	Truma Combi 6	Truma Combi 6	Truma Combi 6
Fresh water tank volume (l) <sup>21)</sup>	125	150	125	150
Waste water tank volume (l)	90	140	90	140
230 V / 12 V / USB sockets	3 / 1 / 1	3 / 1 / 1	3 / 1 / 1	3 / 1 / 1
Battery capacity (Ah)	80	80	80	80
Article no.	170290	170380	170295	170385

\* in conjunction with special equipment

\*\* Optional Pedelec scooter garage

<sup>17)</sup> The total vehicle width is the measurement from exterior wall to exterior wall (wheel arches on the side, approx. +70 mm)

Article no.		216232	216228	216237	216229
Chassis Comfort package	Weight	lightweight 3.5 t		comfort 4.2 t	
		Fiat	Mercedes	Fiat	Mercedes
	kg	EUR	EUR	EUR	EUR
<b>Chassis options</b>					
Malibu wheel trims		85	-	85	-
Wheel trims		-	85	-	85
Black skid plate		95	-	95	-
Fog lights with cornering lights		255	-	255	-
Black headlight housing		65	-	65	-
Tempmatik semi-automatic air-conditioning system		-	3.095	-	3.095
Cruise control		Standard	550	Standard	550
Cab door central locking, electrically adjustable and heated exterior rear view mirrors, electric window regulator		330	500	330	500
Pre-wiring (cable set) for habitation door central locking system		-	125	-	125
Charge booster <sup>25)</sup>		215	215	215	215
Electric handbrake		-	580	-	580
Front axle with increased load bearing capacity		-	500	-	500
Leather steering wheel with multifunctional buttons option (incl. leather gear stick for manual transmission)		-	460	-	460
Steering wheel with adjustable angle and height		-	295	-	295
Instrument cluster with colour display		-	580	-	580
Rain sensor		-	235	-	235
92-litre fuel tank		-	-	-	490
90-litre fuel tank		-	-	125	-
Heat-insulating glass with band filter on windscreen		-	350	-	350
Cab comfort seats with tilt and height adjustment (front / rear)		590	590	590	590
Wiring for radio with roof aerial with DAB+, speakers (4x), DVB-T2 reception <sup>38)</sup>		460	460	460	460
Pioneer 6,8" radio/moniceiver incl. DAB+ <sup>12)</sup>		665	-	665	-
MBUX 10,2" multimedia system incl. sat nav and DAB+ <sup>57)</sup>		-	4.570	-	4.570
Traffic sign assist		-	440	-	440
<b>Habitation options</b>					
Malibu rear lights with LED light strip		235	235	235	235
Large garage door on driver's side (LHD)		590	590	590	590
XL habitation door 'premium two 2.0' (width 63 cm) with double locking, window and insect screen blind		540	540	540	540
Cab blind system: Pleated blind on side windows and windscreen <sup>9)</sup>		755	755	755	755
Midi Heki skylight above L-shaped lounge seating area		705	705	705	705
Indirect ambient lighting in living area and kitchen with LED technology		360	360	360	360
Truma CP Plus digital control panel		105	105	105	105
90 Ah lithium-ion battery incl. battery computer instead of 80 Ah gel battery <sup>54)</sup>		905	905	-	-
SOG toilet ventilation <sup>53)</sup>		380	308	380	380
Waste water hose kit for convenient disposal		-	-	125	125
USB socket in overhead storage cabinet above rear bed		115	115	115	115
Pre-wiring for reversing camera		-	-	245	245
Pre-wiring for solar energy system		-	-	245	245
Pre-wiring for satellite system		-	-	245	245
Pre-wiring for TV <sup>52)</sup>		-	-	245	245
Total for individual items		7.450	18.320	7.775	19.010
<b>Package price</b>		<b>6.030</b>	<b>15.040</b>	<b>6.265</b>	<b>15.540</b>
<b>Your savings</b>		<b>1.420</b>	<b>3.280</b>	<b>1.510</b>	<b>3.470</b>
<b>Package weight in kg</b>		<b>26,5</b>	<b>47,5</b>	<b>70,5</b>	<b>93</b>
<b>SURCHARGE</b> 150 Ah lithium-ion battery including battery computer and separate touch display (replaces 90 Ah lithium-ion battery)	5	1.550	1.550	1.550	1.550
<b>SURCHARGE</b> Pioneer 9" multimedia system incl. sat nav, motorhome route guidance, DAB+	1	930	-	930	-
<b>SURCHARGE</b> Fiat 10,1" multimedia system incl. sat nav, motorhome route guidance and DAB+*	1	1.475	-	1.475	-



Article no.	216290	216280	216281
Chassis Plus package for Fiat	T lightweight 3.5 t	T lightweight 3.5 t	T comfort 4.2 t
	EUR	EUR	EUR
8G automatic torque converter	-	4.090	4.090
Faux leather steering wheel and gear lever knob	320	320	320
Premium dashboard: Chrome ventilation grilles	245	245	245
Fiat 16-inch alloy wheels for f35 light chassis	1.110	-	-
Fiat 16-inch alloy wheels for f40 heavy chassis / f35 in conjunction with 9G automatic torque converter	-	970	970
Multi-functional steering wheel (radio remote control via control buttons) <sup>39)</sup>	320	320	320
Automatic air conditioning in the cab <sup>1)</sup>	550	550	550
Inductive mobile phone charging tray	350	350	350
Digital instrument cluster with colour display in dashboard	370	370	370
Electric handbrake	705	705	705
Total for individual items	3.970	7.920	7.920
<b>Package price</b>	<b>3.745</b>	<b>7.545</b>	<b>7.545</b>
<b>Your savings</b>	<b>225</b>	<b>375</b>	<b>375</b>
<b>Package weight in kg</b>	<b>14,5</b>	<b>44</b>	<b>44</b>

Article no.	216270
Chassis Plus package for Mercedes Benz	
	EUR
Engine variant 170 HP / 125 kW, Euro VI E	3.045
16-inch alloy wheels (black) with all-weather tyres	1.530
THERMOTRONIC fully automatic air conditioning system	685
Total for individual items	5.260
<b>Package price</b>	<b>4.855</b>
<b>Your savings</b>	<b>405</b>
<b>Package weight in kg</b>	<b>3</b>

Article no.	216503
Pre-wiring package (only for lightweight 3.5 t)*	
	EUR
Pre-wiring for reversing camera	245
Pre-wiring for solar energy system	245
Pre-wiring for satellite system	245
Pre-wiring for TV <sup>52)</sup>	245
Total for individual items	980
<b>Package price</b>	<b>765</b>
<b>Your savings</b>	<b>215</b>
<b>Package weight in kg</b>	<b>5</b>

\* Package required for vehicle registrations according to GSR II Regulation (EU 2019/2144). Mandatory for all new registrations from 06.07.2026. You can obtain more detailed information from your trading partner.

## Article no.

216311

Fiat Coachbuilt Driver's Assistance package (camera and radar-based)* 9)	
	EUR
Active Emergency Brake Assist with pedestrian and cyclist detection	✓
Active Lane Departure Warning Assist	✓
Rain and light sensor	✓
Traffic Sign Recognition	✓
Headlight Assist	✓
Active cruise control	✓
Intelligent speed assistant	✓
Driver drowsiness detection	✓
Tyre pressure sensors	✓
<b>Package price</b>	<b>2.160</b>
<b>Package weight in kg</b>	<b>4,5</b>

\* Driver's assistance package only in conjunction with Chassis Plus package for Fiat and Fiat 10.1" multimedia system  
 Package required for vehicle registrations according to GSR II Regulation (EU 2019/2144). Mandatory for all new registrations from 06.07.2026.  
 You can obtain more detailed information from your trading partner.

## Article no.

212325

Mercedes-Benz Driver Assistance package*	
	EUR
DISTRONIC Active Distance Assist	✓
Tyre pressure monitoring system	✓
Active Lane Departure Warning Assist	✓
Headlight Assist	✓
<b>Package price</b>	<b>1.315</b>
<b>Package weight in kg</b>	<b>0</b>

\* Active Brake Assist and Active Drive Drowsiness Detection included as standard

## Article no.

213143

213145

Media package	Weight	T 430 KB-LE	T 450 RB-LE, T 470 RB-LE 'K', T 480 RB-QB 'K'
	kg	EUR	EUR
Reversing camera system with single lens <sup>24)</sup> <sup>62)</sup>		1.170	1.170
24" pull-out TV system for TV cabinet in lounge seating area <sup>13)</sup>		480	0
32" TV wall bracket in the entrance area, rotatable by 180° <sup>13)</sup>		-	480
24" Smart LED TV <sup>5)</sup>		1.485	0
32" Smart LED TV <sup>5)</sup>		-	2.015
Total for individual items		3.135	3.665
<b>Package price</b>		<b>2.270</b>	<b>2.770</b>
<b>Your savings</b>		<b>865</b>	<b>895</b>
<b>Package weight in kg</b>		<b>6</b>	<b>3</b>
<b>SURCHARGE</b> 430 LE: Designer TV cabinet incl. 32" Smart LED TV instead of 24" <sup>5)</sup> <sup>20)</sup>	6,5	855	855
<b>SURCHARGE</b> Teleco Flatsat Classic 85 satellite system with CI Slot <sup>11)</sup>	15	3.020	3.020
<b>SURCHARGE</b> Satellite systems Teleco Flatsat Easy Skew Smart 90 and twin LNB for second TV <sup>11)</sup>	16,5	3.205	3.205

## Article no.

210735

Kitchen / Coffee package	
	<b>EUR</b>
Voltage transformer for 12 V to 230 V, 2.000 W, mains priority circuit <sup>58)</sup>	1.985
Capsule coffee machine with connector kit incl. pull-out system	330
Total for individual items	2.315
<b>Package price</b>	<b>1.965</b>
<b>Your savings</b>	<b>350</b>
<b>Package weight in kg</b>	<b>11</b>

## Article no.

810632

Living Comfort package (lightweight 3.5 t models)  Standard for comfort 4.2 t*	
	<b>EUR</b>
Pull-out lightweight access steps including extended sleeping area	✓
Multifunctional sink cover incl. chopping board for extended worktop, can also be mounted on the wall	✓
Shelving beneath lengthways single beds	✓
<b>Package price</b>	<b>665</b>
<b>Package weight in kg</b>	<b>6</b>

\* Not available for model 480 RB-QB 'K'

Article no.		€ incl. 21 % VAT	kg	Low-Profile 430 KB-LE Lightweight 3.5t	Low-Profile 430 KB-LE Comfort 4.2t	Low-Profile 450 RB-LE Lightweight 3.5t	Low-Profile 450 RB - LE Comfort 4.2t	T 470 RB-LE 'K' lightweight 3.5t	T 470 RB-LE 'K' comfort 4.2t	T 480 RB-QB 'K' lightweight 3.5t	T 480 RB-QB 'K' comfort 4.2t
<b>Fiat Ducato chassis</b>											
310210	Engine: 140 HP / 103 kW, light duty, Euro 6 e-bis , 6-speed manual transmission	Standard	-	X	-	X	-	X	-	X	-
310229	Engine: 140 HP / 103 kW, light duty, Euro 6 e-bis , 8-speed automatic torque converter transmission <sup>26) 37)</sup>	0	-	O	-	O	-	O	-	O	-
310217	Engine: 180 HP / 132 kW, light duty, Euro 6 e-bis , 8-speed automatic torque converter transmission <sup>26) 37)</sup>	4.590	-	O	-	O	-	O	-	O	-
310073	Engine: 140 HP / 103 kW, heavy-duty, Euro VI E , 6-speed manual transmission	265	-	-	-	-	-	O	-	O	-
310074	Engine: 140 HP / 103 kW, heavy-duty, Euro VI E , 8-speed automatic torque converter transmission	265	-	-	-	-	-	O	-	O	-
310067	Engine: 140 HP / 103 kW, heavy-duty, Euro VI E , 6-speed manual transmission <sup>36) 37)</sup>	Standard	-	-	X	-	X	-	X	-	X
310169	Engine: 140 HP / 103 kW, heavy-duty, Euro VI E , 8-speed manual transmission <sup>36) 37)</sup>	0	-	-	O	-	O	-	O	-	O
310075	Engine: 180 HP / 132 kW, heavy-duty, Euro VI E , 8-speed automatic torque converter transmission <sup>36) 37)</sup>	4.590	-	-	-	-	-	-	O	-	O
210338	Fiat 10,1" multimedia system incl. sat nav, motorhome route guidance and DAB+ <sup>47)</sup>	1.475	1	O	O	O	O	O	O	O	O
331615	Fiat full LED headlights <sup>49)</sup>	1.375	-	O	O	O	O	O	O	O	O
310605	90-litre fuel tank	125	23	O	●	O	●	O	●	O	●
410281	Cab exterior colour black metallic	1.120	-	O	O	O	O	O	O	O	O
<b>Other chassis options: Fiat Ducato</b>											
311410	Removable tow bar <sup>46)</sup>	2.330	62	O	O	O	O	O	O	O	O
311300	Wind-down rear steadies to prevent swaying when stationary	450	9,5	O	O	O	O	O	O	O	O

Article no.		€ incl. 21 % VAT	kg	Low-Profile 430 KB-LE Lightweight 3.5t	Low-Profile 430 KB-LE Comfort 4.2t	Low-Profile 450 RB-LE Lightweight 3.5t	Low-Profile 450 RB - LE Comfort 4.2t	T 470 RB-LE 'K' lightweight 3.5t	T 470 RB-LE 'K' comfort 4.2t	T 480 RB-QB 'K' lightweight 3.5t	T 480 RB-QB 'K' comfort 4.2t
<b>Mercedes-Benz Sprinter chassis</b>											
310467	Load increase from 4.200 kg to 4.500 kg	350	-	-	O	-	O	-	O	-	O
331612	High-performance LED headlights	2.595	2	O	O	O	O	O	O	O	O
331613	Fog lights with cornering lights	410	-	O	O	O	O	O	O	O	O
310611	92-litre fuel tank capacity	490	24,5	O	●	O	●	O	●	O	●
410282	Cab exterior colour: Obsidian Black Metallic	1.630	-	O	O	O	O	O	O	O	O
<b>Further chassis options: Mercedes-Benz Sprinter</b>											
311400	Removable tow bar	1.935	38	O	O	O	O	O	O	O	O
311301	Wind-down rear steadies to prevent swaying when stationary	450	12	O	O	O	O	O	O	O	O
<b>Habitation exterior</b>											
410760T	"Skyview" skylight with designer ceiling panel above driver's cab <sup>35)</sup>	1.405	18	O	O	O	O	O	O	O	O
410125	Central locking for "Premium two" XL habitation door	360	0,5	O	O	O	O	O	O	O	O
410500	Roof-mounted awning aluminium cassette, grey canvas, length: 3,5 m	1.660	35	O	-	O	-	O	-	O	-
410521	Roof-mounted awning aluminium cassette, grey canvas, length: 4,0 m	1.780	39	O	O	O	O	O	O	O	O
410780	Mini Heki skylight above kitchen area <sup>10)</sup>	360	3	O	O	O	O	O	O	O	O
410850	Electric roof light fan above kitchen area <sup>10)</sup>	530	2,5	O	O	O	O	O	O	O	O
410113	Patented Pedelec scooter garage, loading height of up to 124 cm <sup>15) 46)</sup>	600	10	-	-	-	-	-	-	O	O
410925	Push-in and transport system for 2 Pedelecs / e-bikes <sup>34)</sup>	745	28,5	-	-	-	-	-	-	O	O
410270	Double floor storage compartment including lowered section with external access behind the XL habitation door	920	8,5	O	X	O	X	O	X	O	X
<b>Electrical system</b>											
510255	Socket package with additional sockets (3 x 230 V, 2 x USB) <sup>30)</sup>	500	2,5	O	O	O	O	O	O	O	O
510180	Voltage transformer for 12 V to 230 V, 2.000 Watts with mains priority circuit <sup>58)</sup>	1.985	8	●	●	●	●	●	●	●	●
510020	Additional 80 Ah gel habitation battery in existing battery centre	550	26	-	O	-	O	-	O	-	O
510056	90 Ah lithium-ion battery incl. battery computer instead of 80 Ah gel battery <sup>54)</sup>	905	-14,5	●	O	●	O	●	O	●	O
510057	150 Ah lithium-ion battery including battery computer and separate touch display (replaces 90 Ah lithium-ion battery)	1.550	5	O	-	O	-	O	-	O	-
510053	150 Ah lithium-ion battery including battery computer and separate touch display <sup>4)</sup>	2.455	-9,5	-	O	-	O	-	O	-	O
<b>Heating</b>											
650040	Truma Combi 6E (additional electric heating element 2 x 900 Watts/230 V) <sup>3)</sup>	755	1	O	O	O	O	O	O	O	O
650231	Alde hot water heating, 230 V / gas mode with booster in driver's cab <sup>3) 57) 60)</sup>	3.155	56	-	-	O	O	O	O	O	O
650240	Alde heat exchanger (use of engine heat) <sup>31) 57)</sup>	1.200	9,5	-	-	O	O	O	O	O	O
<b>Gas   Water   Miscellaneous</b>											
610045	Convenient gas bottle pull-out system (only in conjunction with Truma DuoControl CS)	665	6	O	O	-	-	-	-	-	-
610020	Truma DuoControl CS <sup>33)</sup>	450	3	O	O	O	O	O	O	O	O
610021	Gas filter for Truma DuoControl CS (recommended, only in conjunction with Truma DuoControl CS) <sup>43)</sup>	225	0,5	O	O	O	O	O	O	O	O
610140	Hot/cold outdoor shower in scooter garage on passenger side (LHD)	360	2,5	O	O	O	O	O	O	O	O



Article no.		€ incl. 21 % VAT	kg	Low-Profile 430 KB-LE Lightweight 3.5t	Low-Profile 430 KB-LE Comfort 4.2t	Low-Profile 450 RB-LE Lightweight 3.5t	Low-Profile 450 RB - LE Comfort 4.2t	T 470 RB-LE 'K' lightweight 3.5t	T 470 RB-LE 'K' comfort 4.2t	T 480 RB-QB 'K' lightweight 3.5t	T 480 RB-QB 'K' comfort 4.2t
<b>Kitchen   Appliances</b>											
550067	Gas oven with grill function in kitchen base cabinet <sup>28)</sup>	1.080	8,5	O	O	O	O	O	O	O	O
550289	Capsule coffee machine with connector kit incl. pull-out system	330	4	●	●	●	●	●	●	●	●
<b>Radio   Multimedia   TV   Satellite</b>											
710029	Pioneer 9" multimedia system incl. sat nav, motorhome route guidance and DAB+ (only with Fiat Ducato chassis) <sup>2)</sup>	1.590	3	O	O	O	O	O	O	O	O
710200	Reversing camera system with single lens <sup>24) 62)</sup>	1.170	0,5	●	●	●	●	●	●	●	●
710516	24" pull-out TV system for TV cabinet in lounge seating area <sup>13)</sup>	480	11	●	●	-	-	-	-	-	-
710511	32" TV wall bracket in the entrance area, rotatable by 180° <sup>13) 59)</sup>	480	4,5	-	-	●	●	●	●	●	●
710524	24" Smart LED TV <sup>5)</sup>	1.485	4,5	●	●	-	-	-	-	-	-
710548	32" Smart LED TV <sup>5)</sup>	2.015	8	-	-	●	●	●	●	●	●
910460	Additional TV connection in sleeping area, including connector kit <sup>13)</sup>	350	1,5	O	O	O	O	O	O	-	-
710477	Pre-wiring for TV connection in sleeping area, including cable set and cover panel <sup>13)</sup>	295	1	-	-	-	-	-	-	O	O
710478	24" Smart LED TV incl. TV bracket, contact switch <sup>5) 45)</sup>	1.985	5,5	-	-	-	-	-	-	O	O
750041	Teleco Flatsat Classic 85 satellite system with CI slot <sup>11)</sup>	3.510	15	O	O	O	O	O	O	O	O
750046	Satellite systems Teleco Flatsat Easy Skew Smart 90 and twin LNB for second TV <sup>11)</sup>	3.875	16,5	O	O	O	O	O	O	O	O
<b>Interior</b>											
810053	"chiaro" style range*	705	1	O	O	O	O	O	O	O	O
810100	Carpet for living area	380	7,5	O	O	O	O	O	O	O	O
810120	Carpet for cab area	195	2	O	O	O	O	O	O	O	O
810461	Electric central drop-down bed above seating area incl. skylight in T-pod <sup>6) 29) 60)</sup>	2.330	66,5	-	-	O	O	O	O	O	O
810900	Open shelves instead of all-around overhead lockers in rear area (for weight reduction)	65	-14	O	-	O	-	O	-	-	-
810580	Lounge seating area can be converted into a sleeping berth <sup>8)</sup>	600	7,5	O	O	O	O	O	O	O	O
810726	Waterproof shower floor inlay in same design as living area floor	235	3,5	O	O	-	-	-	-	-	-
810610	Solid wood sliding door in front of bedroom	420	5,5	-	-	O	X	O	X	-	-
810611	Pull-out TV wall and room divider in front of sleeping area	550	6,5	-	-	-	-	-	-	O	X
810750	Malibu table and chair set including Malibu logo and carry bags <sup>32)</sup>	330	12	O	O	O	O	O	O	O	O
* Modern walnut furniture finish with overhead cabinet fronts featuring a modern, wooden look as well as matt grey contrasts											
<b>Living area materials   Living environments</b>											
850304	London 25 fabric combination	Standard	-	X	X	X	X	X	X	X	X
850324	Santorini/Antara fabric combination	Standard	-	X	X	X	X	X	X	X	X
850314	Paris quilted upholstery combination	430	-	O	O	O	O	O	O	O	O
850640	Davos/faux leather fabric combination	430	1	O	O	O	O	O	O	O	O
850506	Platinum part leather/leather fabric combination	1.520	2	O	O	O	O	O	O	O	O
850505	Pearl part leather/leather fabric combination	1.520	2	O	O	O	O	O	O	O	O
850502	Sleeping environments & soft furnishings set: decorative cushions, bed throw, fitted sheet set <sup>41)</sup>	420	3,5	O	O	O	O	O	O	O	O

## MORE OF EVERYTHING AS STANDARD



### MOST STORAGE SPACE IN ITS CLASS

- Double floor with huge, heated storage space, usable height up to 55,5 cm, external access via several large hatches (depending on model)
- Central through-loading compartment (interior height 22 cm) with extra-low double floor storage compartment (usable height 46 cm) depending on model



### HEATING AND AIR CONDITIONING TECHNOLOGY

- Enjoy a comfortable interior climate all year round thanks to a fully insulated double floor with the feel of underfloor heating, as well as highly efficient insulation thanks to a high-quality RTM rigid foam insulation core.
- Heated dashboard front
- Targeted heating of technical components



### OUTSTANDING DRIVER'S CAB VISIBILITY CONCEPT (A-CLASS)

- Dashboard slopes steeply towards front, low panoramic windscreen for early view of road surface
- Top test result for view of road surface after just 2,77 m in Fiat Ducato



### HIGH-QUALITY FURNITURE DESIGN

- Double connection technology: Furniture is screwed together and mortised
- High-quality and robust metal hinges



### PREMIUM BODY CONSTRUCTION

- Chassis with ultra-sturdy body connections via form-fitted and bonded frame members (roof-wall / floor-wall)
- Protection from hailstones, stone chippings and moisture thanks to GRP on roof and underside of floor
- Exclusive side wall / curved roof
- 10-year water ingress warranty as standard
- Easy to repair in the event of damage thanks to segmented side skirts

light-weight  
3.5t

comfort  
4.2t

### Chassis



#### Fiat Ducato flat frame



Engine: 2,2 l diesel Multijet 3 with Adblue (19 l), 140 HP / 103 kW, 4 cylinders, 350 Nm, light duty. Euro 6e-bis, 6-speed transmission, front-wheel drive	X	-
Engine: 2,2 l diesel Multijet 3 with Adblue (19 l), 140 HP / 103 kW, 4 cylinders, 380 Nm, light duty. Euro 6e-bis, 8G automatic torque converter transmission, front-wheel drive (GR 441 KB-LE only)	X	-
Engine: 2,2 l diesel Multijet 3 with Adblue (19 l), 180 HP / 132 kW, 4 cylinders, 450 Nm, heavy-duty, Euro 6e-bis, 8-speed automatic torque converter transmission, front-wheel drive	-	X
All-weather tyres (M+S)	X	X
15-inch steel wheels (not available for GR 441 KB-LE)	X	-
16-inch steel wheels (lightweight only available for GR 441 KB-LE)	X	X
Start / Stop system	X	X
Driver / passenger airbag <sup>19)</sup>	X	X
60-litre fuel tank	X	X

	light-weight 3.5t	comfort 4.2t
<b>Fiat Ducato flat frame</b>		
LED daytime running lights	X	X
Dipped headlights with LED technology	X	X
Mud flaps on front axle	X	X
Side Wind Assist, cruise control, ABS, ESP, ASR, electronic immobiliser, hillholder, Hill Descent Control, Traction Plus, trailer stability control, collision braking system	X	X
Manual air conditioning system	X	X
Glove compartment	X	X
Cup holder	X	X
Fix & Go breakdown kit	X	X
<b>Mercedes-Benz Sprinter with AL-KO low frame</b>		
Engine: 2,0 l diesel with Adblue (22 l), 150 HP / 110 kW, 4 cylinders, 330 Nm, Euro VI E, front-wheel drive	X	X
9G-TRONIC automatic transmission including hold function	X	X
All-weather tyres (M+S)	X	X
16-inch steel wheels	X	X
Start / Stop system	X	X
Keyless Start incl. Start/Stop button	X	X
Driver / passenger airbag <sup>1)</sup>	X	X
65-litre fuel tank	X	X
LED daytime running lights	X	X
Dipped headlights with LED technology	X	X
Automatic driving light control	X	X
Mud flaps on front and rear axle	X	X
Side Wind Assist, hillholder, ABS, ASR, EBV, ESP	X	X
Active Brake Assist and Driver Drowsiness Detection, including driver camera <sup>44)</sup>	X	X
Fleece battery 12 V / 92 Ah	X	X
Electric warm air auxiliary heating in driver's cab	X	X
Hinged lid for storage compartment	X	X
Driver and passenger cup holders, glove compartment on passenger side (LHD)	X	X
Mercedes-Benz emergency call system, breakdown management	X	X
Fix & Go breakdown kit	X	X
<b> Malibu body construction</b>		
10-year water ingress warranty	X	X
Wood-free body construction with GRP roof and floor covering	X	X
Roof/wall connection via curved roof and frame member	X	X
Roof rail system at side with rainwater drainage	X	X
Side walls and rear wall with aluminium exterior	X	X
RTM hard foam insulating core in roof, floor and side wall	X	X
Floor connected to side wall via aluminium frame members glued over their entire surface	X	X
Total wall and roof thickness, 33 mm	X	X
Exterior hatches made from original side wall material "Malibu Isoplus"	X	X
Internal/external hatch seal, outer seal as water spray protection	X	X
Exterior hatches and habitation door with internal hinges	X	X
Fuel tank flap flush-mounted in side wall	X	X
Segmented side skirts made from aluminium profile	X	X
Dynamic design rear	X	X
Seitz S4 habitation window, double frame with insulated glazing and no thermal bridge, insect screen blind and pleated blackout blind	X	X
Habitation door with door limiter and door window	X	X
LED exterior light above habitation door with rain deflector	X	X
Electrically extending entrance step for habitation door with warning buzzer	X	X

	light-weight 3.5t	comfort 4.2t
 <b>driver's cab concept</b>		
Dashboard sloping steeply towards front (view of road surface in Fiat Ducato 2,77m, in Mercedes-Benz Sprinter 3,77m)	X	X
Front mask in GRP, with double-shell insulation	X	X
Cab door with security double locking system, electric windows, rain gutter	X	X
Soundproofing for engine compartment	X	X
Aguti driver's and passenger's comfort seats in same material as living area, with integrated seat belts, rotatable, padded armrests	X	X
Dashboard with practical sideboard and bottle holder	X	X
"Malibu best view" heated and adjustable bus mirror with black housing	X	X
 <b>Double floor storage compartment</b>		
Usable height up to 48 cm (Fiat Ducato) or 55,5 cm (Mercedes-Benz Sprinter)	X	X
Through-loading storage compartment with lighting and heating	X	X
Outside access via several large hatches	X	X
Interior access via hinged side bench seat in L-shaped lounge seating area (not in 441 KB-LE model), as well as via large living area floor hatch in entrance and kitchen area	X	X
Central through-loading storage compartment (internal height Fiat Ducato 17 cm, Mercedes-Benz Sprinter 22 cm) with lowered double floor storage compartment (usable height: Fiat Ducato 39 cm, Mercedes-Benz Sprinter 46 cm)	X	X
 <b>Heated scooter garage</b>		
Scooter garage load capacity up to 350 kg (Mercedes-Benz Sprinter) or 250 kg (Fiat Ducato)	X	X
Large garage door on passenger's side, additional door on driver's side (LHD)	X	X
Garage floor with GRP on top and bottom, anti-slip coating	X	X
With all-around frost-proof insulation and heating	X	X
Lashing system via aluminium frame member, including eight lashing eyes	X	X
 <b>Interior design</b>		
"Nomos" style range: Modern walnut furniture finish with overhead cabinet fronts in matt white, with dark accents in matt grey	X	X
 <b>Living area</b>		
L-shaped lounge seating area with side bench seat (441 KB-LE model with pull-out side seat), two 3-point safety belts in direction of travel including neck supports	X	X
Seat upholstery with multilayer premium foam core and back support function	X	X
360° living area table, rotatable using a foot pedal and movable in two directions	X	X
Wall cladding with slat decor behind side seat (not 441 LE model)	X	X
Curtain system including removable decorative curtain	X	X
Swivel-out shoe cabinet with storage system in bench seat base, including LED accent light	X	X
Double connection technology: furniture parts screwed together and mortised	X	X
Hatch closer with soft closing mechanism	X	X
 <b>Kitchen</b>		
Kitchen countertop as visual room divider and additional worktop (450 RB-LE, 470 RB-LE 'K', 480 RB-QB 'K' models)	X	X
Kitchen work surface with scratch-proof slate-effect finish, illuminated from underneath with LED accent light	X	X
3-ring hob with divided glass cover (one-piece in 441 KB-LE, 430 KB-LE models) with robust enamelled wire pan support and stainless steel base	X	-
3-ring hob with divided glass cover (one-piece in 441 KB-LE, 430 KB-LE models) with robust cast-iron trivet and glass base	-	X
Slim tower refrigerator with door opening on both sides, with separate freezer compartment, automatic energy source selection 12 V / 230 V / gas mode	X	X
Kitchen units with deep drawers and wooden cutlery tray	X	X
Separate waste bins in separate hygiene area	X	X
"Easy glide" roller-mounted drawers with soft-close mechanism	X	X
Kitchen rear wall in cream decorative glass	X	X
Round stainless steel sink embedded in work surface with multifunctional sink cover including wall holder for extending size of worktop	X	X
Mixer tap in metal design at practical pot height	X	X



	light-weight 3.5t	comfort 4.2t
 <b>Bathroom   Dressing room</b>		
<b>Dressing room &amp; room partitioning</b>		
Dressing room with lockable washroom door or luxury bathroom door to living area	X	X
Solid wood sliding door in front of sleeping area (450 RB-LE, 470 RB-LE 'K' models)	-	X
Pull-out TV wall and room divider in front of sleeping area (480 RB-QB 'K' model)	-	X
Floor-to-ceiling wardrobe with two clothes rails and shelf (470 RB-LE 'K' model)	X	X
<b>Vario swivelling bathroom (441 RB-LE model)</b>		
Interior swivelling wall with large mirror and washbasin	X	X
"One level" step-free shower access	X	X
Hand-held shower head height-adjustable on chrome rail	X	X
Mini Heki skylight	X	X
Shower area with sectional shower door which also functions as privacy screen when dressing room is open	X	X
Wooden toilet lid	X	X
<b>Combined bathroom with separable round shower (430 KB-LE models)</b>		
Towel rail above round shower	X	X
Hand-held shower head height-adjustable on chrome rail	X	X
Mini Heki skylight	X	X
Washbasin base cabinet unit with toilet roll holder, mirrored storage cabinet	X	X
<b>Luxury bathroom (450 RB-LE, 470 RB-LE 'K', 480 RB-QB 'K' models)</b>		
"One level" step-free shower access	X	X
Towel rail above round shower	X	X
Shower floor inlay in living area floor design, removable for showering	X	X
Hand-held shower head height-adjustable on chrome rail	X	X
Mini Heki skylight in washroom	X	X
Roof light in shower room	X	X
Washbasin base cabinet with toilet roll holder, countertop washbasin and mirror	X	-
Washbasin base cabinet with toilet roll holder, countertop washbasin, mirrored storage cabinet and mirror with indirect LED lighting	-	X
 <b>Sleeping</b>		
<b>Drop-down bed above cab area</b>		
Slatted frame and high-quality mattress	X	X
Extra-low positioning of the bed: access via side seat	X	X
Wobble-free support when in sleeping position, bookshelf and LED spotlights	X	X
Partition curtain between drop-down bed and living area	X	X
<b>Fixed beds in rear area</b>		
7-zone, high-quality cold foam mattress	X	X
Two-part heated and ventilated slatted frame	X	X
Mini Heki skylight	X	X
Raisable head section	X	X
<b>Lengthways single beds</b>		
Fixed access steps	X	-
Pull access steps including extended sleeping area with additional cushion	-	X
All-around overhead storage cabinets	X	X
Wardrobes beneath the beds, lowered into the double floor, with lift function and divided mattress (model-dependent)	X	X

	light-weight 3.5t	comfort 4.2t
 <b>On-board technology</b>		
<b>Water</b>		
Fresh water and waste water tank in heated double floor, cleaning opening in scooter garage or via living area floor hatch	X	X
Central water drain in central double floor	X	X
Low-maintenance pressurised water pump system	X	X
<b>Gas</b>		
External gas bottle compartment in low position (450 RB-LE, 470 RB-LE 'K', 480 RB-QB 'K' models)	X	X
Gas bottle compartment in rear area, accessible via separate gas compartment door (441 KB-LE, 430 KB-LE models)	X	X
Holds 2 x 11 kg gas bottles	X	X
Main gas taps in kitchen area	X	X
<b>Electrical system</b>		
18 A automatic charger, electronic control, automatic cut-off when voltage too low, incl. starter battery charging function	X	X
Electrical centre beneath driver's seat (Fiat Ducato) or in double floor behind driver's seat (Mercedes-Benz Sprinter)	X	X
1 x 80 Ah gel battery beneath driver's seat (Fiat Ducato) or passenger's seat (Mercedes-Benz Sprinter)	X	X
On-board control panel behind technical panel above XL habitation door	X	X
230 V sockets in kitchen, bathroom and entrance area	X	X
12 V socket in cab	X	X
Double USB socket in cab	X	X
<b>Living area lighting</b>		
Numerous LED spotlights above L-shaped lounge seating area and in rear bed area	X	X
Light control via main switch in entrance area	X	X
Work light and ambient lighting can be switched on separately	X	X
 <b>Heating technology</b>		
Hot air vents in living area, double floor, scooter garage and habitation door entrance	X	X
Dashboard with targeted heating with panel heating effect	X	X
Hot air vents in cab, dashboard front, entry door	X	X
Underfloor heating effect due to heated double floor with heat storage	X	X



Please carefully read the legal information regarding vehicle weight on pages 2-5 before concluding the contract!



Alternatively, you can scan the QR code to receive all of the key weight information!



	lightweight 3.5t	I 441 KB-LE lightweight 3.5t	comfort 4.2t
	Fiat Ducato	Mercedes-Benz Sprinter	Mercedes-Benz Sprinter
Standard chassis	Low frame 35 light	AL-KO low frame special light 315 CDI	AL-KO low frame heavy 415 CDI
Base engine	Diesel 2,2 l	Diesel 2,0 l	Diesel 2,0 l
Output (kW/HP)	103 / 140	110 / 150	110 / 150
Transmission	8G automatic torque converter	9G-TRONIC automatic transmission	9G-TRONIC automatic transmission
Length/width/height (mm) <sup>16) 17) 18)</sup>	6.570 / 2.170 / 2.970	6.695 / 2.170 / 2.950	6.695 / 2.170 / 2.950
Wheel base (mm)	3.450	3.625	3.625
Double floor height / double floor basement (mm)	170 / 170	220 / 220	220 / 220
Headroom in living area (mm)	1.980	1.980	1.980
Rear garage interior height (mm)	1.200	1.200	1.200
Door width / height rear garage on passenger's side (mm)	950 x 1.140	950 x 1.140	950 x 1.140
Door width / height, rear garage on driver's side (mm)	800 x 1.140	800 x 1.140	800 x 1.140
Technically permissible gross vehicle weight (kg) <sup>23)</sup>	3.500	3.500	4.200 / 4.500*
Mass in running order (kg) <sup>7)</sup>	2.903 (2.758 – 3.048)	2.916 (2.770 – 3.062)	2.966 (2.818 – 3.114)
Weight of additional equipment in series production specified by the manufacturer (kg) <sup>14)</sup>	233	219	868
Max. towing capacity (kg) <sup>27)</sup>	2.000	2.000	2.000
Max. number of seats with 3-point / 2-point safety belt while driving* <sup>22)</sup>	4	4	4
Sleeping berths standard / optional	4 / 4	4 / 4	4 / 4
Rear bed dimensions (mm)	2.000 / 1.900 x 850	2.000 / 1.900 x 850	2.000 / 1.900 x 850
Drop-down bed dimensions (mm)	1.900 x 1.600	1.900 x 1.600	1.900 x 1.600
Seating area bed conversion dimensions* (mm)	-	-	-
Refrigerator volume / of which freezer compartment (l)	133 / 12	133 / 12	133 / 12
Heating system	Truma Combi 6	Truma Combi 6	Truma Combi 6
Fresh water tank volume (l) <sup>21)</sup>	125	150	150
Waste water tank volume (l)	90	140	140
230 V / 12 V / USB sockets	3 / 1 / 1	3 / 1 / 1	3 / 1 / 1
Battery capacity (Ah)	80	80	80
Article no.	170610	170700	170710

\* in conjunction with special equipment

\*\* Mercedes-Benz Sprinter models available from March 2026

<sup>17)</sup> The total vehicle width is the measurement from exterior wall to exterior wall (wheel arches on the side, approx. +70 mm)



Please carefully read the legal information regarding vehicle weight on pages 2-5 before concluding the contract!



Alternatively, you can scan the QR code to receive all of the key weight information!



	I 430 KB-LE			
	lightweight 3.5 t		comfort 4.2 t	
	Fiat Ducato	Mercedes-Benz Sprinter	Fiat Ducato	Mercedes-Benz Sprinter
Standard chassis	Low frame 35 light	AL-KO low frame special light 315 CDI	Low frame 35 light	AL-KO low frame heavy 415 CDI
Base engine	Diesel 2,2 l	Diesel 2,0 l	Diesel 2,2 l	Diesel 2,0 l
Output (kW/HP)	103 / 140	110 / 150	132 / 180	110 / 150
Transmission	6-speed manual transmission	9G-TRONIC automatic transmission	8G automatic torque converter	9G-TRONIC automatic transmission
Length/width/height (mm) <sup>16)</sup> <sup>17)</sup> <sup>18)</sup>	6.850 / 2.170 / 2.970	6.975 / 2.170 / 2.950	6.850 / 2.170 / 2.970	6.975 / 2.170 / 2.950
Wheel base (mm)	3.800	3.900	3.800	3.900
Double floor height / double floor basement (mm)	170 / 390	220 / 460	170 / 390	220 / 460
Headroom in living area (mm)	1.980	1.980	1.980	1.980
Rear garage interior height (mm)	1.200	1.200	1.200	1.200
Door width / height rear garage on passenger's side (mm)	950 x 1.140	950 x 1.140	950 x 1.140	950 x 1.140
Door width / height, rear garage on driver's side (mm)	800 x 1.140	800 x 1.140	800 x 1.140	800 x 1.140
Technically permissible gross vehicle weight (kg) <sup>23)</sup>	3.500	3.500	4.250	4.200 / 4.500*
Mass in running order (kg) <sup>7)</sup>	2.913 (2.767 – 3.059)	2.996 (2.846 – 3.146)	3.013 (2.862 – 3.164)	3.036 (2.884 – 3.188)
Weight of additional equipment in series production specified by the manufacturer (kg) <sup>14)</sup>	220	135	869	795
Max. towing capacity (kg) <sup>27)</sup>	2.000	2.000	1.800	2.000
Max. number of seats with 3-point / 2-point safety belt while driving* <sup>22)</sup>	4	4	4	4
Sleeping berths standard / optional	4 / 5	4 / 5	4 / 5	4 / 5
Rear bed dimensions (mm)	2.000 / 1.900 x 850	2.000 / 1.900 x 850	2.000 / 1.900 x 850	2.000 / 1.900 x 850
Drop-down bed dimensions (mm)	1.900 x 1.600	1.900 x 1.600	1.900 x 1.600	1.900 x 1.600
Seating area bed conversion dimensions* (mm)	1.940 x 985 / 550	1.940 x 985 / 550	1.940 x 985 / 550	1.940 x 985 / 550
Refrigerator volume / of which freezer compartment (l)	133 / 12	133 / 12	133 / 12	133 / 12
Heating system	Truma Combi 6	Truma Combi 6	Truma Combi 6	Truma Combi 6
Fresh water tank volume (l) <sup>21)</sup>	125	150	125	150
Waste water tank volume (l)	90	140	90	140
230 V / 12 V / USB sockets	3 / 1 / 1	3 / 1 / 1	3 / 1 / 1	3 / 1 / 1
Battery capacity (Ah)	80	80	80	80
Article no.	170620	170720	170630	170730

\* in conjunction with special equipment

\*\* Mercedes-Benz Sprinter models available from March 2026

<sup>17)</sup> The total vehicle width is the measurement from exterior wall to exterior wall (wheel arches on the side, approx. +70 mm)



Please carefully read the legal information regarding vehicle weight on pages 2-5 before concluding the contract!



Alternatively, you can scan the QR code to receive all of the key weight information!



	I 450 RB-LE			
	lightweight 3.5 t		comfort 4.2 t	
	Fiat Ducato	Mercedes-Benz Sprinter	Fiat Ducato	Mercedes-Benz Sprinter
Standard chassis	Low frame 35 light	AL-KO low frame special light 315 CDI	Low frame 40 heavy	AL-KO low frame heavy 415 CDI
Base engine	Diesel 2,2 l	Diesel 2,0 l	Diesel 2,2 l	Diesel 2,0 l
Output (kW/HP)	103 / 140	110 / 150	132 / 180	110 / 150
Transmission	6-speed manual transmission	9G-TRONIC automatic transmission	8G automatic torque converter	9G-TRONIC automatic transmission
Length/width/height (mm) <sup>16) 17) 18)</sup>	7.075 / 2.170 / 2.970	7.200 / 2.170 / 2.950	7.075 / 2.170 / 2.970	7.200 / 2.170 / 2.950
Wheel base (mm)	3.800	3.900	3.800	3.900
Double floor height / double floor basement (mm)	170 / 390	220 / 460	170 / 390	220 / 460
Headroom in living area (mm)	1.980	1.980	1.980	1.980
Rear garage interior height (mm)	1.200	1.200	1.200	1.200
Door width / height rear garage on passenger's side (mm)	1.050 x 1.140	1.050 x 1.140	1.050 x 1.140	1.050 x 1.140
Door width / height, rear garage on driver's side (mm)	1.050 x 1.140	1.050 x 1.140	1.050 x 1.140	1.050 x 1.140
Technically permissible gross vehicle weight (kg) <sup>23)</sup>	3.500	3.500	4.250	4.200 / 4.500*
Mass in running order (kg) <sup>7)</sup>	2.933 (2.786 – 3.080)	2.996 (2.846 – 3.146)	3.033 (2.881 – 3.185)	3.046 (2.894 – 3.198)
Weight of additional equipment in series production specified by the manufacturer (kg) <sup>14)</sup>	198	133	847	782
Max. towing capacity (kg) <sup>27)</sup>	2.000	2.000	1.800	2.000
Max. number of seats with 3-point / 2-point safety belt while driving* <sup>22)</sup>	4	4	4	4
Sleeping berths standard / optional	4 / 5	4 / 5	4 / 5	4 / 5
Rear bed dimensions (mm)	1.900 / 2.000 x 850	1.900 / 2.000 x 850	1.900 / 2.000 x 850	1.900 / 2.000 x 850
Drop-down bed dimensions (mm)	1.900 x 1.600	1.900 x 1.600	1.900 x 1.600	1.900 x 1.600
Seating area bed conversion dimensions* (mm)	1.940 x 985 / 550	1.940 x 985 / 550	1.940 x 985 / 550	1.940 x 985 / 550
Refrigerator volume / of which freezer compartment (l)	133 / 12	133 / 12	133 / 12	133 / 12
Heating system	Truma Combi 6	Truma Combi 6	Truma Combi 6	Truma Combi 6
Fresh water tank volume (l) <sup>21)</sup>	125	150	125	150
Waste water tank volume (l)	90	140	90	140
230 V / 12 V / USB sockets	3 / 1 / 1	3 / 1 / 1	3 / 1 / 1	3 / 1 / 1
Battery capacity (Ah)	80	80	80	80
Article no.	170640	170740	170650	170750

\* in conjunction with special equipment

<sup>17)</sup> The total vehicle width is the measurement from exterior wall to exterior wall (wheel arches on the side, approx. +70 mm)



Please carefully read the legal information regarding vehicle weight on pages 2-5 before concluding the contract!



Alternatively, you can scan the QR code to receive all of the key weight information!



	I 470 RB-LE 'K'			
	lightweight 3.5 t		comfort 4.2 t	
	Fiat Ducato	Mercedes-Benz Sprinter	Fiat Ducato	Mercedes-Benz Sprinter
Standard chassis	Low frame 35 light	AL-KO low frame special light 315 CDI	Low frame 40 heavy	AL-KO low frame heavy 415 CDI
Base engine	Diesel 2,2 l	Diesel 2,0 l	Diesel 2,2 l	Diesel 2,0 l
Output (kW/HP)	103 / 140	110 / 150	132 / 180	110 / 150
Transmission	6-speed manual transmission	9G-TRONIC automatic transmission	8G automatic torque converter	9G-TRONIC automatic transmission
Length/width/height (mm) <sup>16) 17) 18)</sup>	7.175 / 2.170 / 2.970	7.280 / 2.170 / 2.950	7.175 / 2.170 / 2.970	7.280 / 2.170 / 2.950
Wheel base (mm)	4.035	4.135	4.035	4.135
Double floor height / double floor basement (mm)	170 / 390	220 / 460	170 / 390	220 / 460
Headroom in living area (mm)	1.980	1.980	1.980	1.980
Rear garage interior height (mm)	1.200	1.200	1.200	1.200
Door width / height rear garage on passenger's side (mm)	1.050 x 1.140	1.050 x 1.140	1.050 x 1.140	1.050 x 1.140
Door width / height, rear garage on driver's side (mm)	1.050 x 1.140	1.050 x 1.140	1.050 x 1.140	1.050 x 1.140
Technically permissible gross vehicle weight (kg) <sup>23)</sup>	3.500	3.500	4.250	4.200 / 4.500*
Mass in running order (kg) <sup>7)</sup>	2.933 (2.786 – 3.080)	3.016 (2.865 – 3.167)	3.033 (2.881 – 3.185)	3.056 (2.903 – 3.209)
Weight of additional equipment in series production specified by the manufacturer (kg) <sup>14)</sup>	197	112	846	771
Max. towing capacity (kg) <sup>27)</sup>	2.000	2.000	1.800	2.000
Max. number of seats with 3-point / 2-point safety belt while driving* <sup>22)</sup>	4	4	4	4
Sleeping berths standard / optional	4 / 5	4 / 5	4 / 5	4 / 5
Rear bed dimensions (mm)	2.000 / 1.900 x 850	2.000 / 1.900 x 850	2.000 / 1.900 x 850	2.000 / 1.900 x 850
Drop-down bed dimensions (mm)	1.900 x 1.600	1.900 x 1.600	1.900 x 1.600	1.900 x 1.600
Seating area bed conversion dimensions* (mm)	1.940 x 985 / 550	1.940 x 985 / 550	1.940 x 985 / 550	1.940 x 985 / 550
Refrigerator volume / of which freezer compartment (l)	133 / 12	133 / 12	133 / 12	133 / 12
Heating system	Truma Combi 6	Truma Combi 6	Truma Combi 6	Truma Combi 6
Fresh water tank volume (l) <sup>21)</sup>	125	150	125	150
Waste water tank volume (l)	90	140	90	140
230 V / 12 V / USB sockets	3 / 1 / 1	3 / 1 / 1	3 / 1 / 1	3 / 1 / 1
Battery capacity (Ah)	80	80	80	80
Article no.	170660	170760	170670	170770

\* in conjunction with special equipment

<sup>17)</sup> The total vehicle width is the measurement from exterior wall to exterior wall (wheel arches on the side, approx. +70 mm)





Please carefully read the legal information regarding vehicle weight on pages 2-5 before concluding the contract!



Alternatively, you can scan the QR code to receive all of the key weight information!



	I 480 RB-QB 'K'			
	lightweight 3.5 t		comfort 4.2 t	
	Fiat Ducato	Mercedes-Benz Sprinter	Fiat Ducato	Mercedes-Benz Sprinter
Standard chassis	Low frame 35 light	AL-KO low frame special light 315 CDI	Low frame 40 heavy	AL-KO low frame heavy 415 CDI
Base engine	Diesel 2,2 l	Diesel 2,0 l	Diesel 2,2 l	Diesel 2,0 l
Output (kW/HP)	103 / 140	110 / 150	132 / 180	110 / 150
Transmission	6-speed manual transmission	9G-TRONIC automatic transmission	8G automatic torque converter	9G-TRONIC automatic transmission
Length/width/height (mm) <sup>16) 17) 18)</sup>	7.250 / 2.170 / 2.970	7.355 / 2.170 / 2.950	7.250 / 2.170 / 2.970	7.355 / 2.170 / 2.950
Wheel base (mm)	4.035	4.135	4.035	4.135
Double floor height / double floor basement (mm)	170 / 390	220 / 460	170 / 390	220 / 460
Headroom in living area (mm)	1.980	1.980	1.980	1.980
Rear garage interior height (mm)	1.120 / 1.240**	1.120 / 1.240**	1.120 / 1.240**	1.120 / 1.240**
Door width / height rear garage on passenger's side (mm)	1.050 x 1.100	1.050 x 1.100	1.050 x 1.100	1.050 x 1.100
Door width / height, rear garage on driver's side (mm)	1.050 x 1.100	1.050 x 1.100	1.050 x 1.100	1.050 x 1.100
Technically permissible gross vehicle weight (kg) <sup>23)</sup>	3.500	3.500	4.250	4.200 / 4.500*
Mass in running order (kg) <sup>7)</sup>	2.943 (2.796 – 3.090)	3.026 (2.875 – 3.177)	3.043 (2.891 – 3.195)	3.066 (2.913 – 3.219)
Weight of additional equipment in series production specified by the manufacturer (kg) <sup>14)</sup>	186	101	835	761
Max. towing capacity (kg) <sup>27)</sup>	2.000	2.000	1.800	2.000
Max. number of seats with 3-point / 2-point safety belt while driving* <sup>22)</sup>	4	4	4	4
Sleeping berths standard / optional	4 / 5	4 / 5	4 / 5	4 / 5
Rear bed dimensions (mm)	1.900 x 1.450	1.900 x 1.450	1.900 x 1.450	1.900 x 1.450
Drop-down bed dimensions (mm)	1.900 x 1.600	1.900 x 1.600	1.900 x 1.600	1.900 x 1.600
Seating area bed conversion dimensions* (mm)	1.940 x 985 / 550	1.940 x 985 / 550	1.940 x 985 / 550	1.940 x 985 / 550
Refrigerator volume / of which freezer compartment (l)	133 / 12	133 / 12	133 / 12	133 / 12
Heating system	Truma Combi 6	Truma Combi 6	Truma Combi 6	Truma Combi 6
Fresh water tank volume (l) <sup>21)</sup>	125	150	125	150
Waste water tank volume (l)	90	140	90	140
230 V / 12 V / USB sockets	3 / 1 / 1	3 / 1 / 1	3 / 1 / 1	3 / 1 / 1
Battery capacity (Ah)	80	80	80	80
Article no.	170680	170780	170690	170790

\* in conjunction with special equipment

\*\* Optional Pedelec scooter garage

\*\*\* Mercedes-Benz Sprinter models available from April 2026

<sup>17)</sup> The total vehicle width is the measurement from exterior wall to exterior wall (wheel arches on the side, approx. +70 mm)

Article no.		216213	216222	216216	216221
Chassis Comfort package	Weight	lightweight 3.5 t		comfort 4.2 t	
		Fiat	Mercedes	Fiat	Mercedes
	kg	EUR	EUR	EUR	EUR
<b>Chassis options</b>					
Malibu wheel trims		85	-	85	-
Wheel trims		-	85	-	85
Tempmatik semi-automatic air-conditioning system		-	3.095	-	3.095
Cruise control		Standard	550	Standard	550
Radiator grille in high-gloss black		195	195	195	195
Pre-wiring (cable set) for XL habitation door central locking system		-	125	-	125
Charge booster <sup>25)</sup>		215	215	215	215
Electric handbrake		-	580	-	580
Front axle with increased load bearing capacity		-	500	-	500
Leather steering wheel with multifunctional buttons option (incl. leather gear stick for manual transmission)		-	460	-	460
Instrument cluster with colour display		-	580	-	580
Rain sensor		-	235	-	235
92-litre fuel tank		-	-	-	490
90-litre fuel tank		-	-	125	-
Cab comfort seats with tilt and height adjustment (front / rear)		-	-	590	590
Driver's seat with tilt and height adjustment, passenger's seat with tilt adjustment		440	440	-	-
Steering wheel with adjustable angle and height		-	295	-	295
Wiring for radio with roof aerial with DAB+, speakers (4x), DVB-T2 reception <sup>38)</sup>		460	460	460	460
Pioneer 6,8" radio/moniceiver incl. DAB+ <sup>12)</sup>		665	0	665	-
MBUX 10,2" multimedia system incl. sat nav and DAB+ <sup>57)</sup>		-	4.570	-	4.570
Traffic sign assist		-	440	-	440
<b>Habitation options</b>					
Malibu rear lights with LED light strip		235	235	235	235
Large garage door on driver's side (LHD)		590	590	590	590
XL habitation door 'premium two 2.0' (width 63 cm) with double locking, window and insect screen blind		540	540	540	540
Pleated front blind with honeycomb-structure insulation and vertical operation; folding pleated blind on side windows		1.050	1.050	1.050	1.050
Midi Heki skylight above L-shaped lounge seating area		705	705	705	705
Indirect ambient lighting in living area and kitchen with LED technology		360	360	360	360
Truma CP Plus digital control panel		105	105	105	105
90 Ah lithium-ion battery incl. battery computer instead of 80 Ah gel battery <sup>54)</sup>		905	905	-	-
SOG toilet ventilation <sup>53)</sup>		380	380	380	380
Waste water hose kit for convenient disposal		-	-	125	125
USB socket in overhead storage cabinet above rear bed		115	115	115	115
Pre-wiring for reversing camera		-	-	245	245
Pre-wiring for solar energy system		-	-	245	245
Pre-wiring for satellite system		-	-	245	245
Pre-wiring for TV <sup>52)</sup>		-	-	245	245
Total for individual items		7.045	17.810	7.520	18.650
<b>Package price</b>		<b>5.615</b>	<b>14.500</b>	<b>5.960</b>	<b>15.175</b>
<b>Your savings</b>		<b>1.430</b>	<b>3.310</b>	<b>1.560</b>	<b>3.475</b>
<b>Package weight in kg</b>		<b>18,5</b>	<b>39,5</b>	<b>69,5</b>	<b>92</b>
<b>SURCHARGE:</b> 150 Ah lithium-ion battery including battery computer and separate touch display (replaces 90 Ah lithium-ion battery)	5	1.550	1.550	1.550	-
<b>SURCHARGE:</b> Pioneer 9" multimedia system incl. sat nav, motorhome route guidance, DAB+	1	930	-	930	-
<b>SURCHARGE:</b> Fiat 10,1" multimedia system incl. sat nav, motorhome route guidance and DAB+*	1	1.475	-	1.475	-

Article no.	216290	216300	216280
Chassis Plus package for Fiat	I lightweight 3.5 t (except I 441 KB-LE)	I comfort 4.2 t / I 441 KB-LE light- weight 3.5 t	I lightweight 3.5 t (except I 441 KB-LE)
	EUR	EUR	EUR
8G automatic torque converter	-	-	4.090
Faux leather steering wheel and gear lever knob	320	320	320
Premium dashboard: Chrome ventilation grilles	245	245	245
Fiat 16-inch alloy wheels for f35 light chassis	1.110	-	-
Fiat 16-inch alloy wheels for f40 heavy chassis / f35 in conjunction with 9G automatic torque converter	-	970	970
Multi-functional steering wheel (radio remote control via control buttons) <sup>39)</sup>	320	320	320
Automatic air conditioning in the cab <sup>1)</sup>	550	550	550
Inductive mobile phone charging tray	350	350	350
Digital instrument cluster with colour display in dashboard	370	370	370
Electric handbrake	705	705	705
Total for individual items	3.970	3.830	7.920
<b>Package price</b>	<b>3.745</b>	<b>3.620</b>	<b>7.545</b>
<b>Your savings</b>	<b>225</b>	<b>210</b>	<b>375</b>
<b>Package weight in kg</b>	<b>14,5</b>	<b>-16</b>	<b>44</b>

Article no.	216270
Chassis Plus package for Mercedes Benz	
	EUR
Engine variant 170 HP / 125 kW, Euro VI E (only in conjunction with automatic transmission)	3.045
16-inch alloy wheels (black) with all-weather tyres	1.530
THERMOTRONIC fully automatic air conditioning system	685
Total for individual items	5.260
<b>Package price</b>	<b>4.855</b>
<b>Your savings</b>	<b>405</b>
<b>Package weight in kg</b>	<b>3</b>

Article no.	216503
Pre-wiring package (only for lightweight 3.5 t)	
	EUR
Pre-wiring for reversing camera	245
Pre-wiring for solar energy system	245
Pre-wiring for satellite system	245
Pre-wiring for TV <sup>52)</sup>	245
Total for individual items	980
<b>Package price</b>	<b>765</b>
<b>Your savings</b>	<b>215</b>
<b>Package weight in kg</b>	<b>5</b>

<b>Article no.</b>	212321
<b>Mercedes-Benz Driver Assistance package *</b>	
	<b>EUR</b>
DISTRONIC Active Distance Assist	✓
Tyre pressure monitoring system	✓
Active Lane Departure Warning Assist	✓
<b>Package price</b>	<b>895</b>
<b>Package weight in kg</b>	<b>0</b>
* Only in conjunction with MBUX 10,2" multimedia system and 9G-Tronic automatic transmission. Active Brake Assist and Active Drive Drowsiness Detection included as standard	

Article no.	213133		213153
Media package	Weight	I 441 KB-LE, I 430 KB-LE	I 450 RB-LE, I 470 RB-LE 'K', I 480 RB-QB 'K'
	kg	EUR	EUR
Reversing camera system with single lens <sup>24)</sup> <sup>62)</sup>		1.170	1.170
24" pull-out TV system for TV cabinet in lounge seating area <sup>13)</sup>		480	-
32" TV wall bracket in the entrance area, rotatable by 180° <sup>13)</sup>		-	480
24" Smart LED TV <sup>5)</sup>		1.485	-
32" Smart LED TV <sup>5)</sup>		-	2.015
Total for individual items		3.135	3.665
<b>Package price</b>		<b>2.270</b>	<b>2.770</b>
<b>Your savings</b>		<b>865</b>	<b>895</b>
<b>Package weight in kg</b>		<b>16</b>	<b>13</b>
<b>SURCHARGE</b> 430 LE: Designer TV cabinet incl. 32" Smart LED TV instead of 24" <sup>5)</sup> <sup>20)</sup>	6,5	855	855
<b>SURCHARGE</b> Teleco Flatsat Classic 85 satellite system with CI Slot <sup>11)</sup>	15	3.020	3.020
<b>SURCHARGE</b> Satellite systems Teleco Flatsat Easy Skew Smart 90 and twin LNB for second TV <sup>11)</sup>	16,5	3.205	3.205

<b>Article no.</b>	210735
<b>Kitchen / Coffee package</b>	
	<b>EUR</b>
Voltage transformer for 12 V to 230 V, 2.000 W, mains priority circuit <sup>58)</sup>	1.985
Capsule coffee machine with connector kit incl. pull-out system	330
Total for individual items	2.315
<b>Package price</b>	<b>1.965</b>
<b>Your savings</b>	<b>350</b>
<b>Package weight in kg</b>	<b>11</b>

<b>Article no.</b>	810632
<b>Living Comfort package (lightweight 3.5 t models)  Standard for comfort 4.2 t*</b>	
	<b>EUR</b>
Pull-out lightweight access steps including extended sleeping area	✓
Multifunctional sink cover incl. chopping board for extended worktop, can also be mounted on the wall	✓
Shelving beneath lengthways single beds	✓
<b>Package price</b>	<b>665</b>
<b>Package weight in kg</b>	<b>6</b>
* Not available for model 480 RB-QB 'K'	

Article no.		€ incl. 21 % VAT	kg	I 441 KB-LE lightweight 3.5t	I 441 KB-LE comfort 4.2t	I 430 KB-LE lightweight 3.5t	I 430 KB-LE comfort 4.2t	I 450 RB-LE lightweight 3.5t	I 450 RB-LE comfort 4.2t	I 470 RB-LE 'K' lightweight 3.5t	I 470 RB-LE 'K' comfort 4.2t	I 480 RB-QB 'K' lightweight 3.5t	I 480 RB-QB 'K' comfort 4.2t
<b>Fiat Ducato chassis</b>													
310210	Engine: 140 HP / 103 kW, light duty, Euro 6 e-bis , 6-speed manual transmission	Standard	-	-	-	X	-	X	-	X	-	X	-
310229	Engine: 140 HP / 103 kW, light duty, Euro 6 e-bis , 8-speed automatic torque converter transmission <sup>26)</sup> <sup>37)</sup>	0	-	X	-	O	-	O	-	O	-	O	-
310217	Engine: 180 HP / 132 kW, light duty, Euro 6 e-bis , 8-speed automatic torque converter transmission <sup>26)</sup> <sup>37)</sup>	4.590	-	-	-	O	-	O	-	O	-	O	-
310233	Engine: 180 HP / 132 kW, heavy duty, Euro 6 e-bis , 8-speed automatic torque converter transmission <sup>36)</sup> <sup>37)</sup>	Standard	-	-	-	-	X	-	X	-	X	-	X
210338	Fiat 10,1" multimedia system incl. sat nav, motorhome route guidance and DAB+ <sup>47)</sup>	1.475	1	O	-	O	O	O	O	O	O	O	O
310605	90-litre fuel tank	125	23	O	-	O	●	O	●	O	●	O	●
<b>Other chassis options: Fiat Ducato</b>													
330024	Driver's cab seats with tilt and height adjustment (front/rear) <sup>56)</sup>	155	6	O	-	O	●	O	●	O	●	O	●
331620	Fog lights	360	1	O	-	O	X	O	X	O	X	O	X
311410	Removable tow bar <sup>46)</sup>	2.330	62	O	-	O	O	O	O	O	O	O	O
311300	Wind-down rear steadies to prevent swaying when stationary	450	9,5	O	-	O	O	O	O	O	O	O	O
<b>Mercedes-Benz Sprinter chassis</b>													
310467	Load increase from 4.200 kg to 4.500 kg	350	-	-	O	-	O	-	O	-	O	-	O
310611	92-litre fuel tank capacity	490	24,5	O	●	O	●	O	●	O	●	O	●
<b>Further chassis options: Mercedes-Benz Sprinter</b>													
330024	Driver's cab seats with tilt and height adjustment (front/rear) <sup>56)</sup>	155	6	O	●	O	●	O	●	O	●	O	●
331620	Fog lights	360	1	O	X	O	X	O	X	O	X	O	X
311400	Removable tow bar	1.935	38	O	O	O	O	O	O	O	O	O	O
311301	Wind-down rear steadies to prevent swaying when stationary	450	12	O	O	O	O	O	O	O	O	O	O
<b>Habitation exterior</b>													
410124	Central locking for "Premium two" XL habitation door and driver's cab door	470	0,5	O	O	O	O	O	O	O	O	O	O
410500	Roof-mounted awning aluminium cassette, grey canvas, length: 3,5 m	1.660	35	O	-	O	-	O	-	O	-	O	-
410521	Roof-mounted awning aluminium cassette, grey canvas, length: 4,0 m	1.780	39	O	O	O	O	O	O	O	O	O	O
410561	Roof-mounted awning aluminium cassette, grey canvas, length: 4,5 m	1.905	42	O	O	O	O	O	O	O	O	O	O
410780	Mini Heki skylight above kitchen area <sup>10)</sup>	360	3	O	O	O	O	O	O	O	O	O	O
410785	Mini Heki skylight in cab / drop-down bed	360	3	O	O	O	O	O	O	O	O	O	O
410850	Electric roof light fan above kitchen area <sup>10)</sup>	530	2,5	O	O	O	O	O	O	O	O	O	O
410113	Patented Pedelec scooter garage, loading height of up to 124 cm <sup>15)</sup> <sup>46)</sup>	600	10	-	-	-	-	-	-	-	-	O	O
410925	Push-in and transport system for 2 Pedelecs / e-bikes <sup>34)</sup>	745	28.5	-	-	-	-	-	-	-	-	O	O
410270	Double floor storage compartment including lowered section with external access behind the XL habitation door*	920	8,5	O	X	O	X	O	X	O	X	O	X

\* With layout I 441 KB-LE only possible with Mercedes-Benz Sprinter

Article no.		€ incl. 21 % VAT	kg	I 441 KB-LE lightweight 3.5t	I 441 KB-LE comfort 4.2t	I 430 KB-LE lightweight 3.5t	I 430 KB-LE comfort 4.2t	I 450 RB-LE lightweight 3.5t	I 450 RB-LE comfort 4.2t	I 470 RB-LE 'K' lightweight 3.5t	I 470 RB-LE 'K' comfort 4.2t	I 480 RB-QB 'K' lightweight 3.5t	I 480 RB-QB 'K' comfort 4.2t
<b>Electrical system</b>													
510255	Socket package with additional sockets (3 x 230 V, 2 x USB) <sup>30)</sup>	500	2,5	O	O	O	O	O	O	O	O	O	O
510020	Additional 80 Ah gel habitation battery in existing battery centre	550	26	-	O	-	O	-	O	-	O	-	O
510180	Voltage transformer for 12 V to 230 V, 2.000 Watts with mains priority circuit <sup>58)</sup>	1.985	8	●	●	●	●	●	●	●	●	●	●
510053	150 Ah lithium-ion battery including battery computer and separate touch display <sup>4)</sup>	2.455	-9,5	-	O	-	O	-	O	-	O	-	O
510057	150 Ah lithium-ion battery including battery computer and separate touch display (replaces 90 Ah lithium-ion battery)	1.550	5	O	-	O	-	O	-	O	-	O	-
510056	90 Ah lithium-ion battery incl. battery computer instead of 80 Ah gel battery <sup>54)</sup>	905	-14,5	●	O	●	O	●	O	●	O	●	O
<b>Heating</b>													
510213	Malibu Connect Truma iNet-X including colour display with "Touch" function, Bluetooth and app control <sup>61)</sup>	540	-	O	O	O	O	O	O	O	O	O	O
650040	Truma Combi 6E (additional electric heating element 2 x 900 Watts/230 V) <sup>3)</sup>	755	1	O	O	O	O	O	O	O	O	O	O
650231	Alde hot water heating, 230 V / gas mode with booster in driver's cab <sup>3)</sup> <sup>57)</sup> <sup>60)</sup>	3.155	56	-	-	-	-	O	O	O	O	O	O
650240	Alde heat exchanger (use of engine heat) <sup>31)</sup> <sup>57)</sup>	1.200	9,5	-	-	-	-	O	O	O	O	O	O
<b>Gas   Water   Miscellaneous</b>													
610045	Convenient gas bottle pull-out system (only in conjunction with Truma DuoControl CS)	665	6	O	O	O	O	-	-	-	-	-	-
610020	Truma DuoControl CS <sup>33)</sup>	450	3	O	O	O	O	O	O	O	O	O	O
610021	Gas filter for Truma DuoControl CS (recommended, only in conjunction with Truma DuoControl CS) <sup>43)</sup>	225	0,5	O	O	O	O	O	O	O	O	O	O
610140	Hot/cold outdoor shower in scooter garage on passenger side (LHD)	360	2,5	O	O	O	O	O	O	O	O	O	O
<b>Kitchen   Appliances</b>													
550067	Gas oven with grill function in kitchen base cabinet <sup>28)</sup>	1.080	8,5	O	O	O	O	O	O	O	O	O	O
550289	Capsule coffee machine with connector kit incl. pull-out system	330	4	●	●	●	●	●	●	●	●	●	●
<b>Radio   Multimedia   TV   Satellite</b>													
710029	Pioneer 9" multimedia system incl. sat nav, motorhome route guidance and DAB+ (only with Fiat Ducato chassis) <sup>2)</sup>	1.590	3	O	O	O	O	O	O	O	O	O	O
710200	Reversing camera system with single lens <sup>24)</sup> <sup>62)</sup>	1.170	0,5	●	●	●	●	●	●	●	●	●	●
710516	24" pull-out TV system for TV cabinet in lounge seating area <sup>13)</sup>	480	11	●	●	●	●	-	-	-	-	-	-
710511	32" TV wall bracket in the entrance area, rotatable by 180° <sup>13)</sup> <sup>59)</sup>	480	4,5	-	-	-	-	●	●	●	●	●	●
710524	24" Smart LED TV <sup>5)</sup>	1.485	4,5	●	●	●	●	-	-	-	-	-	-
710548	32" Smart LED TV <sup>5)</sup>	2.015	8	-	-	-	-	●	●	●	●	●	●
910460	Additional TV connection in sleeping area, including connector kit <sup>13)</sup>	350	1,5	O	O	O	O	O	O	O	O	-	-
710477	Pre-wiring for TV connection in sleeping area, including cable set and cover panel <sup>13)</sup>	295	1	-	-	-	-	-	-	-	-	O	O
710478	24" Smart LED TV incl. TV bracket, contact switch <sup>5)</sup> <sup>45)</sup>	1.985	5,5	-	-	-	-	-	-	-	-	O	O
750041	Teleco Flatsat Classic 85 satellite system with CI slot <sup>11)</sup>	3.510	15	O	O	O	O	O	O	O	O	O	O
750046	Satellite systems Teleco Flatsat Easy Skew Smart 90 and twin LNB for second TV <sup>11)</sup>	3.875	16,5	O	O	O	O	O	O	O	O	O	O



Article no.		€ incl. 21 % VAT	kg	I 441 KB-LE lightweight 3.5t	I 441 KB-LE comfort 4.2t	I 430 KB-LE lightweight 3.5t	I 430 KB-LE comfort 4.2t	I 450 RB-LE lightweight 3.5t	I 450 RB-LE comfort 4.2t	I 470 RB-LE 'K' lightweight 3.5t	I 470 RB-LE 'K' comfort 4.2t	I 480 RB-QB 'K' lightweight 3.5t	I 480 RB-QB 'K' comfort 4.2t
<b>Interior</b>													
810053	"chiaro" style range*	705	1	O	O	O	O	O	O	O	O	O	O
810100	Carpet for living area	380	7,5	O	O	O	O	O	O	O	O	O	O
810120	Carpet for cab area	195	2	O	O	O	O	O	O	O	O	O	O
810580	Lounge seating area can be converted into a sleeping berth <sup>8)</sup>	600	7,5	-	-	O	O	O	O	O	O	O	O
810726	Waterproof shower floor inlay in same design as living area floor	235	3,5	-	-	O	O	-	-	-	-	-	-
810610	Solid wood sliding door in front of bedroom	420	5,5	-	-	-	-	O	X	O	X	-	-
810611	Pull-out TV wall and room divider in front of sleeping area	550	6,5	-	-	-	-	-	-	-	-	O	X
810750	Malibu table and chair set including Malibu logo and carry bags <sup>32)</sup>	330	12	O	O	O	O	O	O	O	O	O	O
* Modern walnut furniture finish with overhead cabinet fronts featuring a modern, wooden look as well as matt grey contrasts													
<b>Weight-reducing special equipment</b>													
810440	Drop-down bed omitted, replaced with all-around overhead storage cabinets in cab	675	-16	O	O	O	O	O	O	O	O	O	O
810430	High-quality mattress for drop-down bed omitted <sup>55)</sup>	0	-8	O	-	O	-	O	-	O	-	O	-
810900	Open shelves instead of all-around overhead lockers in rear area (for weight reduction)	65	-14	O	-	O	-	O	-	O	-	-	-
<b>Living area materials   Living environments</b>													
850304	London 25 fabric combination	Standard	-	X	X	X	X	X	X	X	X	X	X
850324	Santorini/Antara fabric combination	Standard	-	X	X	X	X	X	X	X	X	X	X
850314	Paris quilted upholstery combination	430	-	O	O	O	O	O	O	O	O	O	O
850640	Davos/faux leather fabric combination	430	1	O	O	O	O	O	O	O	O	O	O
850506	Platinum part leather/leather fabric combination	1.520	2	O	O	O	O	O	O	O	O	O	O
850505	Pearl part leather/leather fabric combination	1.520	2	O	O	O	O	O	O	O	O	O	O
850502	Sleeping environments & soft furnishings set: decorative cushions, bed throw, fitted sheet set <sup>41)</sup>	420	3,5	O	O	O	O	O	O	O	O	O	O

## MORE OF EVERYTHING AS STANDARD



### MOST STORAGE SPACE IN ITS CLASS

- Double floor with huge, heated storage space, usable height up to 55,5 cm, external access via several large hatches (depending on model)
- Central through-loading compartment (interior height 22 cm) with extra-low double floor storage compartment (usable height 46 cm) depending on model



### PREMIUM BODY CONSTRUCTION

- Chassis with ultra-sturdy body connections via form-fitted and bonded frame members (roof-wall / floor-wall)
- Protection from hailstones, stone chippings and moisture thanks to GRP on roof and underside of floor
- Exclusive side wall / curved roof
- 10-year water ingress warranty as standard
- Easy to repair in the event of damage thanks to segmented side skirts



### HEATING AND AIR CONDITIONING TECHNOLOGY

- Enjoy a comfortable interior climate all year round thanks to a fully insulated double floor with the feel of underfloor heating, as well as highly efficient insulation thanks to a high-quality RTM rigid foam insulation core.
- Targeted heating of technical components



### HIGH-QUALITY FURNITURE DESIGN

- Double connection technology: Furniture is screwed together and mortised
- High-quality and robust metal hinges

## Chassis

### Fiat Ducato flat frame

Engine: 2,2 l diesel Multijet 3 with Adblue (19 l), 140 HP / 103 kW, 4 cylinders, 350 Nm, heavy-duty, Euro VI E, 6-speed transmission, front-wheel drive

All-weather tyres (M+S)

15-inch steel wheels

Start / Stop system

Driver / passenger airbag <sup>19)</sup>

60-litre fuel tank

Daytime running lights integrated in headlights

Side Wind Assist, cruise control, ABS, ESP, ASR, electronic immobiliser, hillholder, Hill Descent Control, Traction Plus, trailer stability control, collision braking system

Manual air conditioning system

Cup holder

Fix & Go breakdown kit

## Mercedes-Benz Sprinter with AL-KO low frame

Engine: 2,0 l diesel with Adblue (22 l), 150 HP / 110 kW, 4 cylinders, 330 Nm, Euro VI E, front-wheel drive

9G-TRONIC automatic transmission including hold function

All-weather tyres (M+S)

16-inch steel wheels

Start / Stop system

Keyless Start incl. Start/Stop button

Driver / passenger airbag <sup>1)</sup>

65-litre fuel tank (Mercedes-Benz)

Daytime running lights integrated in headlights

Automatic driving light control

Mud flaps on rear axle

Side Wind Assist, hillholder, ABS, ASR, EBV, ESP

Fleece battery 12 V / 92 Ah

Electric hot air auxiliary heating in cab

Hinged lid for storage compartment

Driver and passenger cup holders, glove compartment on passenger side (LHD)

Mercedes-Benz emergency call system, breakdown management

Fix & Go breakdown kit

## Malibu body construction

10-year water ingress warranty

Wood-free body construction with GRP roof and floor covering

Roof/wall connection via curved roof and frame member

Roof rail system at side with rainwater drainage

Side walls and rear wall with aluminium exterior

RTM hard foam insulating core in roof, floor and side wall

Floor connected to side wall via aluminium frame members glued over their entire surface

Total wall and roof thickness, 33 mm

Exterior hatches made from original side wall material "Malibu Isoplus"

Internal/external hatch seal, outer seal as water spray protection

Exterior hatches and habitation door with internal hinges

Segmented side skirts made from aluminium profile

Dynamic design rear

Seitz S4 habitation window, double frame with insulated glazing and no thermal bridge, insect screen blind and pleated blackout blind

Habitation door with door limiter and door window

LED exterior light above habitation door with rain deflector

Electrically extending entrance step for habitation door with warning buzzer

## Cab concept (Malibu coachbuilt)

Electrically adjustable and heated exterior rear view mirrors

T-pod in GRP

Driver's and passenger's comfort seats in same material as living area, rotatable, with padded armrests (Fiat Ducato)

Aguti driver's and passenger's comfort seats in same material as living area, rotatable, padded armrests (Mercedes-Benz Sprinter)

Large, all-round overhead storage cabinets with front flap above cab

## Double floor storage compartment

Usable height up to 48 cm (Fiat Ducato) or 55,5 cm (Mercedes-Benz Sprinter)

Through-loading storage compartment with lighting and heating

Outside access via several large hatches

Interior access via hinged side bench seat in L-shaped lounge seating area (not in 441 KB-LE model), as well as via large living area floor hatch in entrance and kitchen area

Central through-loading storage compartment (internal height Fiat Ducato 17 cm, Mercedes-Benz Sprinter 22 cm) with lowered double floor storage compartment (usable height: Fiat Ducato 39 cm, Mercedes-Benz Sprinter 46 cm)

## Heated scooter garage

Scooter garage load capacity up to 350 kg (Mercedes-Benz Sprinter) or 250 kg (Fiat Ducato)

Large garage door on passenger's side, additional door on driver's side (LHD)

Garage floor with GRP on top and bottom, anti-slip coating

With all-around frost-proof insulation and heating

Lashing system via aluminium frame member, including eight lashing eyes

## Interior design

"Bellagio" style range: Fine cherry furniture finish with overhead cabinet doors in bicolour appearance with high-gloss ivory

## Living area

L-shaped lounge seating area with side bench seat with two 3-point seat belts in direction of travel including headrests

Seat upholstery with multilayer premium foam core and back support function

360° living area table, rotatable using a foot pedal and movable in two directions

Wall cladding with slat decor behind side seat

Curtain system including removable decorative curtain

Swivel-out shoe cabinet with storage system in bench seat base, including LED accent light

Double connection technology: furniture parts screwed together and mortised

Hatch closer with soft closing mechanism

## Kitchen

Kitchen counter as visual room divider and additional worktop

Kitchen work surface with scratch-proof slate-effect finish, illuminated from underneath with LED accent light

Large refrigerator with door opening on both sides, separate freezer compartment, automatic energy source selection 12 V / 230 V / gas mode

Kitchen units with deep drawers and wooden cutlery tray

Separate waste bins in separate hygiene area

"Easy glide" roller-mounted drawers with soft-close mechanism

Kitchen rear wall in cream decorative glass

Round stainless steel sink embedded in work surface with multifunctional sink cover including wall holder for extending size of work surface

Mixer tap in metal design at practical pot height

## Bathroom | Dressing room

### Dressing room & room partitioning

Dressing room with lockable luxury bathroom door to living area

Solid wood sliding door in front of bedroom

### luxury bathroom

"One level" step-free shower access

Towel rail above round shower

Shower floor inlay in living area floor design, removable for showering

Hand-held shower head height-adjustable on chrome rail

Mini Heki skylight in washroom

Roof light in shower room

Washroom with modern, countertop washbasin, large wall mirror, and washbasin base cabinet incl. toilet roll holder

## Sleeping

### Fixed beds in rear area

- 7-zone, high-quality cold foam mattress
- Two-part heated and ventilated slatted frame
- Mini Heki skylight
- Raisable head section

### Lengthways single beds

- Pull access steps including extended sleeping area with additional cushion
- All-around overhead storage cabinets
- Wardrobes beneath the beds, lowered into the double floor, with lift function and divided mattress

## On-board technology

### Water

- Fresh water and waste water tank in heated double floor, cleaning opening in scooter garage or via living area floor hatch
- Central water drain in central double floor
- Low-maintenance pressurised water pump system

### Gas

- External gas bottle compartment in low position
- Holds 2 x 11 kg gas bottles
- Main gas taps in kitchen area

### Electrical system

- 18 A automatic charger, electronic control, automatic cut-off when voltage too low, incl. starter battery charging function
- Electrical centre beneath driver's seat (Fiat Ducato) or in double floor behind driver's seat (Mercedes-Benz Sprinter)
- 1 x 80 Ah gel battery beneath driver's seat (Fiat Ducato) or passenger's seat (Mercedes-Benz Sprinter)
- On-board control panel behind technical panel above XL habitation door
- 230 V sockets in kitchen, bathroom and entrance area
- 12 V socket in cab
- Double USB socket in cab

### Living area lighting

- Numerous LED spotlights above L-shaped lounge seating area and in rear bed area
- Light control via main switch in entrance area
- Work light and ambient lighting can be switched on separately

## Heating technology

- Hot air vents in living area, double floor, scooter garage and habitation door entrance
- Underfloor heating effect due to heated double floor with heat storage

Discover the T 490 RB-LE Edition+ special edition model with extensive equipment – for those who expect more. With the standard equipment packages, you'll receive a fully equipped vehicle that leaves nothing to be desired.

## Fiat Ducato flat frame

Charge booster <sup>25)</sup>
90-litre fuel tank
Cab comfort seats with tilt and height adjustment (front / rear)
Wiring for radio with roof aerial with DAB+, speakers (4x), DVB-T2 reception <sup>38)</sup>
Fiat 10,1" multimedia system incl. sat nav, motorhome route guidance and DAB+
Black skid plate
Fog lights with cornering lights
Black headlight housing
Cab door central locking, electrically adjustable and heated exterior rear view mirrors, electric window regulator
8G automatic torque converter
Faux leather steering wheel and gear lever knob
Premium dashboard: Chrome ventilation grilles
Fiat 16-inch alloy wheels for f40 heavy chassis in conjunction with 9G automatic torque converter
Multi-functional steering wheel (radio remote control via control buttons) <sup>39)</sup>
Automatic air conditioning in the cab <sup>1)</sup>
Inductive mobile phone charging tray
Digital instrument cluster with colour display in dashboard
Electric handbrake
Active Emergency Brake Assist with pedestrian and cyclist detection
Active Lane Departure Warning Assist
Rain and light sensor
Traffic Sign Recognition
Headlight Assist
Active cruise control
Intelligent speed assistant
Driver drowsiness detection
Tyre pressure sensors
Fiat full LED headlights

## Mercedes-Benz Sprinter with AL-KO low frame

Cruise control
Pre-wiring (cable set) for habitation door central locking system
Charge booster <sup>25)</sup>
Electric handbrake
Front axle with increased load bearing capacity
Leather steering wheel with multifunctional buttons option (incl. leather gear stick for manual transmission)
Steering wheel with adjustable angle and height
Instrument cluster with colour display
Rain sensor
92-litre fuel tank
Cab comfort seats with tilt and height adjustment (front / rear)
Wiring for radio with roof aerial with DAB+, speakers (4x), DVB-T2 reception <sup>38)</sup>
MBUX 10,2" multimedia system incl. sat nav and DAB+ <sup>67)</sup>
Traffic sign assist
PSM module preliminary setup for pneumatic suspension

Cab door central locking, electrically adjustable and heated exterior rear view mirrors, electric window regulator
Heat-insulating glass with band filter on windscreen
Engine variant 170 HP / 125 kW, Euro VI E (only in conjunction with automatic transmission)
16-inch alloy wheels (black) with all-weather tyres
THERMOTRONIC fully automatic air conditioning system
DISTRONIC Active Distance Assist
Tyre pressure monitoring system
Active Lane Departure Warning Assist
Headlight Assist
High-performance LED headlights
Fog lights with cornering lights Mercedes Coachbuilt

## Habitation exterior

Malibu rear lights with LED light strip
Large garage door on driver's side (LHD)
XL habitation door 'premium two 2.0' (width 63 cm) with double locking, window and insect screen blind
Central locking for XL habitation door 'premium two 2.0'
Midi Heki skylight above L-shaped lounge seating area
Roof-mounted awning aluminium cassette, grey canvas, length: 4,5 m

## Electrical system

USB socket in overhead storage cabinet above rear bed
Socket package with additional sockets (3 x 230 V, 2 x USB)
Pre-wiring for reversing camera
Pre-wiring for solar energy system
Pre-wiring for satellite system
Pre-wiring for TV <sup>62)</sup>
150 Ah lithium-ion battery including battery computer and separate touchscreen

## Heating

Truma CP Plus digital control panel
-------------------------------------

## Gas | Water | Miscellaneous

SOG toilet ventilation via roof flue <sup>63)</sup>
Waste water hose kit for convenient disposal
Truma DuoControl CS
Hot / cold outdoor shower in scooter garage on passenger side (LHD)

## Radio | Multimedia | TV | Satellite

Reversing camera system with single lens <sup>24)</sup>
24" pull-out TV system in side bench seat <sup>13)</sup>
24" Smart LED TV <sup>6)</sup>
Additional TV connection in sleeping area, including connector kit

## Interior

"Bellagio" style range
Cab blind system: Pleated blind on side windows and windscreen <sup>9)</sup>
Indirect ambient lighting in living area and kitchen with LED technology
Carpet for cab area
Sleeping environments & soft furnishings set: Decorative cushions, bed throw, fitted sheet set





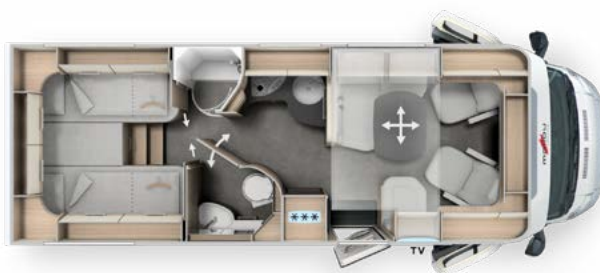
Please carefully read the legal information regarding vehicle weight on pages 2-5 before concluding the contract!



Alternatively, you can scan the QR code to receive all of the key weight information!



Only available as comfort 4.2 t models!



	Low-Profile 490 RB - LE Comfort 4.2 t	
	Fiat Ducato	Mercedes-Benz Sprinter
Standard chassis	Low frame 40 heavy	AL-KO low frame 415 CDI
Base engine	Diesel 2,2 l	Diesel 2,0 l
Output (kW/HP)	103 / 140	110 / 150
Transmission	6-speed manual transmission	9G-TRONIC automatic transmission
Length/width/height (mm) <sup>16) 17) 18)</sup>	7.345 / 2.270 / 2.970	7.500 / 2.270 / 2.950
Wheel base (mm)	4.035	4.243
Double floor height / double floor basement (mm)	170 / 390	220 / 460
Headroom in living area (mm)	1.980	1.980
Rear garage interior height (mm)	1.200	1.200
Door width / height rear garage on passenger's side (mm)	1.050 x 1.140	1.050 x 1.140
Door width / height, rear garage on driver's side (mm)	1.050 x 1.140	1.050 x 1.140
Technically permissible gross vehicle weight (kg) <sup>23)</sup>	4.250	4.200 / 4.500*
Mass in running order (kg) <sup>7)</sup>	3.143 (2.986 – 3.300)	3.136 (2.979 – 3.293)
Weight of additional equipment in series production specified by the manufacturer (kg) <sup>14)</sup>	733	688
Max. towing capacity (kg) <sup>27)</sup>	1.800	2.000
Max. number of seats with 3-point / 2-point safety belt while driving* <sup>22)</sup>	4	4
Sleeping berths standard / optional	2 / 4	2 / 4
Rear bed dimensions (mm)	2.040 / 1.950 x 850	2.040 / 1.950 x 850
Drop-down bed dimensions (mm)*	1.890 / 1.700 x 1.100	1.890 / 1.700 x 1.100
Seating area bed conversion dimensions* (mm)	1.920 x 1.125 / 650	1.920 x 1.125 / 650
Refrigerator volume / of which freezer compartment (l)	153 / 29	153 / 29
Heating system	Truma Combi 6	Truma Combi 6
Fresh water tank volume (l) <sup>21)</sup>	125	150
Waste water tank volume (l)	90	140
230 V / 12 V / USB sockets	3 / 1 / 1	3 / 1 / 1
Battery capacity (Ah)	80	80
Article no.	170160	170350

\* in conjunction with special equipment

<sup>17)</sup> The total vehicle width is the measurement from exterior wall to exterior wall (wheel arches on the side, approx. +70 mm)

## Article no.

210735

### Kitchen / Coffee package <sup>58)</sup>

	EUR
Voltage transformer for 12 V to 230 V, 2.000 W, mains priority circuit	1.985
Capsule coffee machine with connector kit incl. pull-out system	330
Total for individual items	2.315
<b>Package price</b>	<b>1.965</b>
<b>Your savings</b>	<b>350</b>
<b>Package weight in kg</b>	<b>11</b>

Article no.		€ incl. 21 % VAT	kg	Low-Profile 490 RB - LE Comfort 4.2t	
				Fiat	Mercedes
<b>Fiat chassis</b>					
310075	Engine: 180 HP / 132 kW, heavy duty, Euro VI E, 8G automatic torque converter transmission	4.590	-	O	-
310673	Heated windscreen	350	-	O	-
410281	Cab exterior colour black metallic	1.120	-	O	-

### Other chassis options: Fiat Ducato

311410	Removable tow bar	2.330	62	O	-
311300	Wind-down rear steadies to prevent swaying when stationary (Fiat Ducato)	450	9,5	O	-

### Mercedes-Benz Sprinter chassis

310467	Load increase from 4.200 kg to 4.500 kg	350	-	-	O
410282	Cab exterior colour: Obsidian Black Metallic	1.630	-	-	O

### Further chassis options: Mercedes-Benz

311400	Removable tow bar	1.935	38	-	O
311301	Wind-down rear steadies to prevent swaying when stationary (Mercedes-Benz Sprinter)	450	12	-	O

### Habitation exterior

410760T	"Skyview" skylight with designer ceiling panel above cab	1.405	18	O	O
410780	Mini Heki skylight above kitchen area	360	3	O	O
410850	Electric roof light fan above kitchen area	530	2,5	O	O

### Heating

650040	Truma Combi 6E (additional electric heating element 2 x 900 W / 230 V)	755	1	O	O
650231	Alde hot water heating, 230 V / gas mode with booster in driver's cab <sup>29)</sup>	3.155	56	O	O
650240	Alde heat exchanger (uses engine heat)	1.200	9,5	O	O

### Gas | Water | Miscellaneous

610021	Gas filter for Truma DuoControl CS (recommended, only in conjunction with Truma DuoControl CS)	225	0,5	O	O
--------	--	-----	-----	---	---

### Kitchen | Appliances

550081	Tec-Tower 153-litre fridge freezer with separate gas oven	895	16,5	O	O
550067	Gas oven with grill function in kitchen base cabinet	1.080	8,5	O	O

### Radio | Multimedia | TV | Satellite

710029	Pioneer 9" multimedia system incl. sat nav, motorhome route guidance and DAB+	1.590	3	O	-
750041	Teleco Flatsat Classic 85 satellite system with CI slot	3.510	15	O	O
750046	Teleco Flatsat Easy Skew Smart 90 satellite system and twin LNB for second TV	3.875	16,5	O	O

### Interior

810100	Carpet for living area	380	7,5	O	O
810461	Electric central drop-down bed above seating area incl. skylight in T-pod <sup>29)</sup>	2.330	66,5	O	O
810580	Lounge seating area can be converted into a sleeping berth	600	7,5	O	O
810750	Malibu table and chair set including Malibu logo and carry bags	330	12	O	O

### Living area materials | Living environments

850640	Davos/faux leather fabric combination	430	1	O	O
850304	London 25 fabric combination	Standard	-	O	O
850324	Santorini/Antara fabric combination	Standard	-	O	O

## MORE OF EVERYTHING AS STANDARD



### MOST STORAGE SPACE IN ITS CLASS

- Double floor with huge, heated storage space, usable height up to 55,5 cm, external access via several large hatches (depending on model)
- Central through-loading compartment (interior height 22 cm) with extra-low double floor storage compartment (usable height 46 cm) depending on model



### HEATING AND AIR CONDITIONING TECHNOLOGY

- Enjoy a comfortable interior climate all year round thanks to a fully insulated double floor with the feel of underfloor heating, as well as highly efficient insulation thanks to a high-quality RTM rigid foam insulation core.
- Heated dashboard front
- Targeted heating of technical components



### OUTSTANDING DRIVER'S CAB VISIBILITY CONCEPT (A-CLASS)

- Dashboard slopes steeply towards front, low panoramic windscreen for early view of road surface
- Top test result for view of road surface after just 2,77 m in Fiat Ducato



### HIGH-QUALITY FURNITURE DESIGN

- Double connection technology: Furniture is screwed together and mortised
- High-quality and robust metal hinges



### PREMIUM BODY CONSTRUCTION

- Chassis with ultra-sturdy body connections via form-fitted and bonded frame members (roof-wall / floor-wall)
- Protection from hailstones, stone chippings and moisture thanks to GRP on roof and underside of floor
- Exclusive side wall / curved roof
- 10-year water ingress warranty as standard
- Easy to repair in the event of damage thanks to segmented side skirts

## I-I Chassis

### Fiat Ducato flat frame

Engine: 2,2 l diesel Multijet 3 with Adblue (19 l), 180 HP / 132 kW, 4 cylinders, 450 Nm, heavy-duty, Euro 6e-bis, 8-speed automatic torque converter transmission, front-wheel drive

All-weather tyres (M+S)

16-inch steel wheels

Start / Stop system

Driver / passenger airbag <sup>19)</sup>

60-litre fuel tank

LED daytime running lights

Dipped headlights with LED technology

Mud flaps on front axle

Side Wind Assist, cruise control, ABS, ESP, ASR, electronic immobiliser, hillholder, Hill Descent Control, Traction Plus, trailer stability control, collision braking system

Manual air conditioning system

Glove compartment

Cup holder

Fix & Go breakdown kit

## Mercedes-Benz Sprinter with AL-KO low frame

Engine: 2,0 l diesel with Adblue (22 l), 150 HP / 110 kW, 4 cylinders, 330 Nm, Euro VI E, front-wheel drive

9G-TRONIC automatic transmission including hold function

All-weather tyres (M+S)

16-inch steel wheels

Start / Stop system

Keyless Start incl. Start/Stop button

Driver / passenger airbag <sup>1)</sup>

65-litre fuel tank (Mercedes-Benz)

LED daytime running lights

Daytime running lights integrated in headlights

Automatic driving light control

Mud flaps on front and rear axle

Mud flaps on rear axle

Side Wind Assist, hillholder, ABS, ASR, EBV, ESP

Fleece battery 12 V / 92 Ah

Electric hot air auxiliary heating in cab

Hinged lid for storage compartment

Driver and passenger cup holders, glove compartment on passenger side (LHD)

Mercedes-Benz emergency call system, breakdown management

Fix & Go breakdown kit

## Malibu body construction

10-year water ingress warranty

Wood-free body construction with GRP roof and floor covering

Roof/wall connection via curved roof and frame member

Roof rail system at side with rainwater drainage

Side walls and rear wall with aluminium exterior

RTM hard foam insulating core in roof, floor and side wall

Floor connected to side wall via aluminium frame members glued over their entire surface

Total wall and roof thickness, 33 mm

Exterior hatches made from original side wall material "Malibu Isoplus"

Internal/external hatch seal, outer seal as water spray protection

Exterior hatches and habitation door with internal hinges

Fuel tank flap flush-mounted in side wall

Segmented side skirts made from aluminium profile

Dynamic design rear

Seitz S4 habitation window, double frame with insulated glazing and no thermal bridge, insect screen blind and pleated blackout blind

Habitation door with door limiter and door window

LED exterior light above habitation door with rain deflector

Electrically extending entrance step for habitation door with warning buzzer

## driver's cab concept

Dashboard sloping steeply towards front (view of road surface in Fiat Ducato 2,77m, in Mercedes-Benz Sprinter 3,77m)

Front mask in GRP, with double-shell insulation

Cab door with security double locking system, electric windows, rain gutter

Soundproofing for engine compartment

Aguti driver's and passenger's comfort seats in same material as living area, with integrated seat belts, rotatable, padded armrests

Dashboard with practical sideboard and bottle holder

"Malibu best view" heated and adjustable bus mirror with black housing

## Double floor storage compartment

Usable height up to 48 cm (Fiat Ducato) or 55,5 cm (Mercedes-Benz Sprinter)

Through-loading storage compartment with lighting and heating

Outside access via several large hatches

Interior access via the L-shaped lounge seating area, fold-up side bench seat, and via the large living area floor hatches in the entrance and kitchen area

Central through-loading storage compartment (internal height Fiat Ducato 17 cm, Mercedes-Benz Sprinter 22 cm) with lowered double floor storage compartment (usable height: Fiat Ducato 39 cm, Mercedes-Benz Sprinter 46 cm)

## Heated scooter garage

Scooter garage load capacity up to 350 kg (Mercedes-Benz Sprinter) or 250 kg (Fiat Ducato)

Large garage door on passenger's side, additional door on driver's side (LHD)

Garage floor with GRP on top and bottom, anti-slip coating

With all-around frost-proof insulation and heating

Lashing system via aluminium frame member, including eight lashing eyes

## Interior design

"Bellagio" style range: Fine cherry furniture finish with overhead cabinet doors in bicolour appearance with high-gloss ivory

## Living area

L-shaped lounge seating area with side bench seat, with two 3-point seat belts in direction of travel including headrests

Seat upholstery with multilayer premium foam core and back support function

360° living area table, rotatable using a foot pedal and movable in two directions

Wall cladding with slat decor behind side seat

Curtain system including removable decorative curtain

Swivel-out shoe cabinet with storage system in bench seat base, including LED accent light

Double connection technology: furniture parts screwed together and mortised

Hatch closer with soft closing mechanism

## Kitchen

Kitchen counter as visual room divider and additional worktop

Kitchen work surface with scratch-proof slate-effect finish, illuminated from underneath with LED accent light

Large refrigerator with door opening on both sides, separate freezer compartment, automatic energy source selection 12 V / 230 V / gas mode

Kitchen units with deep drawers and wooden cutlery tray

Separate waste bins in separate hygiene area

"Easy glide" roller-mounted drawers with soft-close mechanism

Kitchen rear wall in cream decorative glass

Round stainless steel sink embedded in work surface with multifunctional sink cover including wall holder for extending size of worktop

Mixer tap in metal design at practical pot height

## Bathroom | Dressing room

### Dressing room & room partitioning

Dressing room with lockable luxury bathroom door to living area

Solid wood sliding door in front of bedroom

### luxury bathroom

"One level" step-free shower access

Towel rail above round shower

Shower floor inlay in living area floor design, removable for showering

Hand-held shower head height-adjustable on chrome rail

Mini Heki skylight in washroom

Roof light in shower room

Washroom with modern, countertop washbasin, large wall mirror, and washbasin base cabinet incl. toilet roll holder

## Sleeping

### Drop-down bed above cab area

- Slatted frame and high-quality mattress
- Extra-low positioning of the bed: access via side seat
- Wobble-free support when in sleeping position, bookshelf and LED spotlights
- Partition curtain between drop-down bed and living area

### Fixed beds in rear area

- 7-zone, high-quality cold foam mattress
- Two-part heated and ventilated slatted frame
- Mini Heki skylight
- Raisable head section

### Lengthways single beds

- Pull access steps including extended sleeping area with additional cushion
- All-around overhead storage cabinets
- Wardrobes beneath the beds, lowered into the double floor, with lift function and divided mattress

## On-board technology

### Water

- Fresh water and waste water tank in heated double floor, cleaning opening in scooter garage or via living area floor hatch
- Central water drain in central double floor
- Low-maintenance pressurised water pump system

### Gas

- External gas bottle compartment in low position
- Holds 2 x 11 kg gas bottles
- Main gas taps in kitchen area

### Electrical system

- 18 A automatic charger, electronic control, automatic cut-off when voltage too low, incl. starter battery charging function
- Electrical centre beneath driver's seat (Fiat Ducato) or in double floor behind driver's seat (Mercedes-Benz Sprinter)
- 1 x 80 Ah gel battery beneath driver's seat (Fiat Ducato) or passenger's seat (Mercedes-Benz Sprinter)
- On-board control panel behind technical panel above XL habitation door
- 230 V sockets in kitchen, bathroom and entrance area
- 12 V socket in cab
- Double USB socket in cab

### Living area lighting

- Numerous LED spotlights above L-shaped lounge seating area and in rear bed area
- Light control via main switch in entrance area
- Work light and ambient lighting can be switched on separately

## Heating technology

- Hot air vents in living area, double floor, scooter garage and habitation door entrance
- Dashboard with targeted heating with panel heating effect (Malibu A-Class)
- Hot air vents in cab, dashboard front, entry door (Malibu A-Class)
- Underfloor heating effect due to heated double floor with heat storage



Discover the I 490 RB-LE Edition+ special edition model with extensive equipment – for those who expect more. All available packages are included as standard – for a fully equipped vehicle that leaves nothing to be desired.

## Fiat Ducato flat frame

Radiator grille in high-gloss black

Charge booster <sup>25)</sup>

90-litre fuel tank

Cab comfort seats with tilt and height adjustment (front / rear)

Wiring for radio with roof aerial with DAB+, speakers (4x), DVB-T2 reception <sup>38)</sup>

Fiat 10,1" multimedia system incl. sat nav, motorhome route guidance and DAB+

Faux leather steering wheel and gear lever knob

Premium dashboard: Chrome ventilation grilles

Fiat 16-inch alloy wheels for f40 heavy chassis in conjunction with 9G automatic torque converter transmission

Multi-functional steering wheel (radio remote control via control buttons) <sup>39)</sup>

Automatic air conditioning in the cab <sup>1)</sup>

Inductive mobile phone charging tray

Digital instrument cluster with colour display in dashboard

Electric handbrake

Fog lights

Front headlights with LED technology

## Mercedes-Benz Sprinter with AL-KO low frame

Tempmatik semi-automatic air-conditioning system

Cruise control

Radiator grille in high-gloss black

Pre-wiring (cable set) for habitation door central locking system

Charge booster <sup>25)</sup>

Electric handbrake

Front axle with increased load bearing capacity

Leather steering wheel with multifunctional buttons option (incl. leather gear stick for manual transmission)

Instrument cluster with colour display

Rain sensor

92-litre fuel tank

Cab comfort seats with tilt and height adjustment (front / rear)

Steering wheel with adjustable angle and height

Wiring for radio with roof aerial with DAB+, speakers (4x), DVB-T2 reception <sup>38)</sup>

MBUX 10,2" multimedia system incl. sat nav and DAB+ <sup>57)</sup>

Traffic sign assist

PSM module preliminary setup for pneumatic suspension

Engine variant 170 HP / 125 kW, Euro VI E (only in conjunction with automatic transmission)

16-inch alloy wheels (black) with all-weather tyres

THERMOTRONIC fully automatic air conditioning system

DISTRONIC Active Distance Assist

Tyre pressure monitoring system

Active Lane Departure Warning Assist

Fog lights

Front headlights with LED technology

## Habitation exterior

Malibu rear lights with LED light strip

Large garage door on driver's side (LHD)

XL habitation door 'premium two 2.0' (width 63 cm) with double locking, window and insect screen blind

Central locking for XL habitation door 'premium two 2.0' and driver's cab door

Midi Heki skylight above L-shaped lounge seating area

Roof-mounted awning aluminium cassette, grey canvas, length: 5.0 m

## Electrical system

USB socket in overhead storage cabinet above rear bed

Socket package with additional sockets (3 x 230 V, 2 x USB)

Pre-wiring for reversing camera

Pre-wiring for solar energy system

Pre-wiring for satellite system

Pre-wiring for TV <sup>52)</sup>

150 Ah lithium-ion battery including battery computer and separate touchscreen

Voltage transformer for 12 V to 230 V, 2.000 W, mains priority circuit <sup>58)</sup>

## Heating

Malibu Connect Truma iNet-X including colour display with "Touch" function, Bluetooth and app control <sup>61)</sup>

## Gas | Water | Miscellaneous

SOG toilet ventilation <sup>53)</sup>

Waste water hose kit for convenient disposal

Truma DuoControl CS <sup>33)</sup>

Hot / cold outdoor shower in scooter garage on passenger side (LHD)

## Kitchen | Appliances

Capsule coffee machine with connector kit incl. pull-out system

## Radio | Multimedia | TV | Satellite

Reversing camera system with single lens and 7" colour monitor at side of dashboard

32" pull-out TV system in side bench seat

32" smart LED TV

Additional TV connection in sleeping area, including connector kit

## Interior

"Bellagio" style range

Pleated front blind with honeycomb-structure insulation and vertical operation; folding pleated blind on side windows

Indirect ambient lighting in living area and kitchen with LED technology

Carpet for cab area

Sleeping environments & soft furnishings set: Decorative cushions, bed throw, fitted sheet set



Please carefully read the legal information regarding vehicle weight on pages 2-5 before concluding the contract!



Alternatively, you can scan the QR code to receive all of the key weight information!



Only available as comfort 4.2 t models!



	<b>I 490 RB-LE comfort 4.2 t</b>	
	<b>Fiat Ducato</b>	<b>Mercedes-Benz Sprinter</b>
Standard chassis	Low frame 40 heavy	AL-KO low frame 415 CDI
Base engine	Diesel 2,2 l	Diesel 2,0 l
Output (kW/HP)	132 / 180	110 / 150
Transmission	8G automatic torque converter	9G-TRONIC automatic transmission
Length/width/height (mm) <sup>16) 17) 18)</sup>	7.395 / 2.270 / 2.970	7.520 / 2.270 / 2.950
Wheel base (mm)	4.035	4.243
Double floor height / double floor basement (mm)	170 / 390	220 / 460
Headroom in living area (mm)	1.980	1.980
Rear garage interior height (mm)	1.200	1.200
Door width / height rear garage on passenger's side (mm)	1.050 x 1.140	1.050 x 1.140
Door width / height, rear garage on driver's side (mm)	1.050 x 1.140	1.050 x 1.140
Technically permissible gross vehicle weight (kg) <sup>23)</sup>	4.250	4.200 / 4.500*
Mass in running order (kg) <sup>7)</sup>	3.243 (3.081 – 3.405)	3.256 (3.093 – 3.419)
Weight of additional equipment in series production specified by the manufacturer (kg) <sup>14)</sup>	631	567
Max. towing capacity (kg) <sup>27)</sup>	1.800	2.000
Max. number of seats with 3-point / 2-point safety belt while driving* <sup>22)</sup>	4 / 5	4 / 5
Sleeping berths standard / optional	4 / 5	4 / 5
Rear bed dimensions (mm)	2.040 / 1.950 x 850	2.040 / 1.950 x 850
Drop-down bed dimensions (mm)*	1.950 x 1.600	1.950 x 1.600
Seating area bed conversion dimensions* (mm)	1.920 x 1.125 / 650	1.920 x 1.125 / 650
Refrigerator volume / of which freezer compartment (l)	153 / 29	153 / 29
Heating system	Truma Combi 6	Truma Combi 6
Fresh water tank volume (l) <sup>21)</sup>	125	150
Waste water tank volume (l)	90	140
230 V / 12 V / USB sockets	3 / 1 / 1	3 / 1 / 1
Battery capacity (Ah)	80	80
Article no.	170260	170460

\* in conjunction with special equipment

<sup>17)</sup> The total vehicle width is the measurement from exterior wall to exterior wall (wheel arches on the side, approx. +70 mm)

Article no.		€ incl. 21 % VAT	kg	I 490 RB-LE comfort 4.2t	
Mercedes-Benz Sprinter chassis					
310467	Load increase from 4.200 kg to 4.500 kg	350	-	-	O
410011	Cab door access entrance step, electric retraction and extension	590	7	-	O
Further chassis options					
311400	Removable tow bar	1.935	38	-	O
311410	Removable tow bar	2.330	62	O	-
311300	Wind-down rear steadies to prevent swaying when stationary (Fiat Ducato)	450	9,5	O	-
311301	Wind-down rear steadies to prevent swaying when stationary (Mercedes-Benz Sprinter)	450	12	-	O
Habitation exterior					
410780	Mini Heki skylight above kitchen area	360	3	O	O
410785	Mini Heki skylight in cab / drop-down bed	360	3	O	O
410850	Electric roof light fan above kitchen area	530	2,5	O	O
Heating					
650040	Truma Combi 6E (additional electric heating element 2 x 900 Watts / 230 V)	755	1	O	O
650231	Alde hot water heating, 230 V / gas mode with booster in cab	3.155	56	O	O
650240	Alde heat exchanger (uses engine heat)	1.200	9,5	O	O
Gas   Water   Miscellaneous					
610021	Gas filter for Truma DuoControl CS (recommended, only in conjunction with Truma DuoControl CS)	225	0,5	O	O
Kitchen   Appliances					
550081	Tec-Tower 153-litre fridge freezer with separate gas oven	895	16,5	O	O
550067	Gas oven with grill function in kitchen base cabinet	1.080	8,5	O	O
Radio   Multimedia   TV   Satellite					
710029	Pioneer 9" multimedia system incl. sat nav, motorhome route guidance and DAB+	1.590	3	O	-
750041	Teleco Flatsat Classic 85 satellite system with CI slot	3.510	15	O	O
750046	Teleco Flatsat Easy Skew Smart 90 satellite system and twin LNB for second TV	3.875	16,5	O	O
Interior					
810100	Carpet for living area	380	7,5	O	O
810440	Drop-down bed omitted, replaced with all-around overhead storage cabinets in cab	675	-16	O	O
810580	Lounge seating area can be converted into a sleeping berth	600	7,5	O	O
810681	5th seat in side bench with 2-point seat belt	705	18,5	O	O
810750	Malibu table and chair set including Malibu logo and carry bags	330	12	O	O
Living area materials   Living environments					
850640	Davos/faux leather fabric combination	430	1	O	O
850304	London 25 fabric combination	Standard	-	O	O
850324	Santorini/Antara fabric combination	Standard	-	O	O

## Footnotes

### Additional legal and technical information regarding vehicle weights / mass in running order tolerance

- 7) In accordance with EU Implementing Regulation No. 2021/535, the mass in running order corresponds to the (unladen) weight of the vehicle with factory-installed standard equipment (including lubricants, tools, tyre repair kit) plus driver (75 kg), 90% full fuel tank, fresh water tank when driving (20 l), 100% full aluminium gas bottle. The weight of additional equipment specified by the manufacturer is basically dependent on the mass in running order, and is reduced by installing additional equipment (equipment packages, special equipment). Please note that the actual weight which is specified in the Certificate of Conformity (CoC) is also a standard value. Since the mass in running order – as part of the actual weight – has a legally permissible tolerance of  $\pm 5\%$ , the actual weight can deviate from the specified nominal value accordingly. Detailed information can be found on page 2, no. 2.
- 14) The maximum weight of additional equipment specified by the manufacturer must not be exceeded during the selection and configuration of your vehicle. The maximum weight for additional equipment specified by the manufacturer is intended to ensure that the legally prescribed so-called minimum payload is actually available for additional loading after the vehicle has been delivered by the manufacturer. This means that only a certain amount of additional equipment can be ordered and installed in the factory, in order to leave a sufficient weight allowance available for luggage and other accessories (the so-called payload) without exceeding the technically permissible gross vehicle weight. Detailed information can be found on page 4, no. 5.
- 22) The specification of the maximum permissible number of seats refers to the respective vehicle weight in a standard set-up without additional equipment, and specifies the maximum possible number of persons who can be seated while driving. The number of seats also depends on the weight and the axle load. It can therefore be reduced if additional equipment (equipment packages, special equipment) is installed, or it may only be achieved if the vehicle load is increased. With additional approved seats (c-tourer only in conjunction with increased load option) the minimum payload per person increases by 85 kg, and the maximum weight for additional equipment reduces at the same time. Detailed information can be found on page 3, no. 3. With the optional 5th seat, the double floor through-loading storage compartment is slightly restricted, and the upholstery is not covered in the same fabric as the living area material.
- 23) The technically permissible gross vehicle weight describes the layout-based maximum permissible weight specified by the manufacturer that your motorhome is allowed to weigh when loaded (e.g. 3,500 kg, 4,500 kg). The technically permissible gross vehicle weight (e.g. 3,500 kg) must not be exceeded under any circumstances while driving. Detailed information can be found on page 2, no. 1.
- 27) The maximum towing capacity depends on the total towing weight of the vehicle. Fiat Ducato 6,000 kg; Mercedes-Benz Sprinter 5,880 kg
- 33) Truma DuoControl CS with crash sensor, automatic changeover and de-icing function option. In the basic configuration when calculating the weight in a roadworthy condition, only one 100% full aluminium gas bottle at 16,5 kg is taken into consideration. The "DuoControl CS with crash sensor" (automatic changeover and de-icing function), which is available as an option or in the equipment package, can in principle also be operated with one connected gas bottle. When connecting and using a second gas bottle, the remaining load capacity of your vehicle will be reduced by 16,5 kg if an aluminium gas bottle is used. Steel gas bottles are around 5 kg heavier.

## General

- 1) In the event of unfavourable conditions, manual readjustment of the air conditioning system may be necessary.
- 2) Pioneer media centre with touchscreen in driver's cab, Wireless Apple CarPlay / Android Auto, Bluetooth, USB interface for connecting portable devices (Low-profile: monitor function for optional reversing camera).
- 3) Truma Combi 6E option not possible in conjunction with Alde hot water heating option.
- 4) The optional lithium-ion batteries replace the standard gel battery/batteries. Battery status indicator accessible via free app and touch display.
- 5) TV with receiver and DVB-T2 tuner (incl. USB, HDMI, full HD). From Q1 2023, TVs are switched to smart TVs
- 6) The Midi-Heki above the seating area is omitted if the electric central drop-down bed option is selected. Headroom beneath central drop-down bed: 1.84 m.
- 8) The foot pedal for adjusting the table is omitted in the option with the lounge seating area with a lowerable table top which can be converted into a sleeping berth. The table adjustment lever is beneath the table top in this model.
- 9) When selecting the driver assistance package, there is a cut-out for the camera casing in the cab blind system where the camera is positioned (top centre).
- 10) Mini Heki skylight above kitchen area not possible in conjunction with the electric roof light fan option.
- 11) Mounting depends on available roof area; if necessary, standard components may be omitted or installed in a different location. Height of Teleco structure on roof approx. 130 mm Teleco Flatsat Classic 85 satellite system not possible in conjunction with pre-wiring for TV connection in rear bed area.
- 12) Radio/moniceiver with touchscreen in driver's cab, Bluetooth and USB interface for the connection of portable devices (Low-Profile: monitor function for optional reversing camera).
- 13) Incl. connector kit: coaxial cable, antenna socket, 12 V socket. Additional TV connection or pre-wiring for TV connection in rear not possible in conjunction with Teleco Flatsat Classic 85 satellite system.
- 15) The load-bearing capacity in the scooter garage is reduced by 100 kg if the Pedelec scooter garage option is selected.
- 16) Total vehicle length is the measurement between the front skirt and the rear end.
- 17) The total vehicle width is the measurement from exterior wall to exterior wall (wheel arches on the side, approx. + 70 mm).
- 18) Height changes depending on installation of certain optional extras. The vehicle height with Fiat light/heavy chassis can differ by 50 mm.
- 19) Child seats with restraint systems must not be installed on the passenger seat.
- 20) Position of 32" LED flat screen TV above L-shaped lounge seating area.
- 21) The specified fresh water tank volume includes the volume of the boiler.
- 24) Reversing camera system in conjunction with Fiat 10,1" including digital navigation instead of analogue.
- 25) The charge booster is incorporated between the alternator and the starter and also the habitation battery, and ensures that the alternator generates power until the batteries are charged.
- 26) In Fiat Ducato f35 only possible in conjunction with 16-inch steel wheels or 16-inch alloy wheels.
- 28) Drawers omitted in kitchen base cabinet (quantity depends on model). Dimensions of oven in kitchen unit (in mm). 441 KB-LE, 430 KB-LE models: height 307 x width 527 x depth 450 RB-LE, 470 RB-LE 'K', 480 RB-QB 'K', 490 RB-LE layouts: height 445 x width 445 x depth 490. Not possible in conjunction with Tec-Tower.
- 29) With model T 490 LE, the Alde hot water heating option is not possible in conjunction with the central drop-down bed option and vice versa.
- 30) Position: lounge seating area (230 V, USB), sleeping area rear overhead cabinet (230 V, USB), scooter garage (230 V).
- 31) Alde heat exchanger for heating the living area using engine heat while driving, incl. engine pre-heating function.
- 32) Malibu table and chair set option, consisting of two camping chairs incl. Malibu logo and a table.
- 34) Push-in and transport system option for 2 Pedelecs/e-bikes, only in conjunction with Pedelec scooter garage.
- 35) "Skyview" skylight with designer ceiling panel option, including indirect LED lighting above driver's cab. Not possible in conjunction with the central drop-down bed option.
- 36) Fiat Ducato f40 option, including 16-inch steel wheels.
- 37) 4-cylinder engine with 2.2 l. 140 HP engine: 350/380 Nm, 180 HP engine: 380/450 Nm.
- 38) Speaker in driver's cab (2x) and L-shaped lounge seating area (2x).
- 39) Multi-functional steering wheel option only possible in conjunction with radio or multimedia system option.
- 40) Tec-Tower fridge freezer 153 l option, with door opening at both sides, separate freezer compartment and gas oven. Not possible in conjunction with gas oven in kitchen base cabinet.
- 41) Malibu sleeping environments & décor set, consisting of one or three decorative cushions (depending on model), a jacquard bed throw with woven Malibu logo and a fitted sheet set to match the respective layout.
- 42) Reversing camera system with single lens and 7" colour monitor integrated in side of dashboard.
- 43) It is recommended to order the gas filter in conjunction with the Truma DuoControl CS option, since the manufacturer of the Truma DuoControl invalidates the warranty if the gas pressure regulator and valves become defective or damaged because of oil or other foreign materials in the liquid gas.
- 44) Driver camera as standard in every vehicle produced from November 2025 onwards.
- 45) 24" LED flat screen TV incl. TV bracket, speakers and integrated contact switch wirelessly integrated in TV wall for sleeping area (only in conjunction with connector kit).
- 46) Tow bar option not possible in conjunction with Pedelec scooter garage option.
- 47) State-of-the-art multimedia system with 10,1" display, Bluetooth connectivity with audio streaming and hands-free function, smartphone integration via Android Auto or Apple CarPlay, USB interface for connecting portable devices.
- 48) Digital instrument cluster with colour display for optimal pairing with the Fiat 10,1" multimedia system for display of 3D navigation maps and driver assistance systems.
- 49) LED daytime running lights option not possible in conjunction with Fiat full LED headlights, since this is already included.
- 50) The collision braking system automatically triggers braking in the event of a collision in order to prevent or lessen the effects of a possible secondary collision.
- 51) If the package is selected, in order to reduce the weight of the vehicle, individual constituents of the series production configuration or the Basic Plus package are replaced (fuel tank 60 l / 65 l) or removed (SOG toilet ventilation, waste water hose kit, solar energy system wiring). The replacement or removal of individual options has been taken into consideration and offset in the package price.
- 52) TV pre-wiring in 450 RB-LE, 470 RB-LE 'K', 480 RB-QB 'K' layouts only in conjunction with 32" TV wall bracket, 180° rotatable in entrance area.
- 53) SOG toilet ventilation via roof flue. For 450 RB-LE, 470 RB-LE 'K', 480 RB-QB 'K' layouts, SOG toilet ventilation via floor vent.
- 54) Battery status display can be accessed via a free app with 18 A automatic charger. Cannot be combined with another lithium-ion battery.
- 55) With the option to omit the high-quality mattress for the drop-down bed, the vehicle weight can be reduced. The slatted frame is left in place and can be used as a shelf space.
- 56) Option recommended for Mercedes-Benz I models. If this option is not chosen, the passenger's seat in these models is around 45 mm lower than the driver's seat.
- 57) Multimedia system (Mercedes-Benz: MBUX 10,2" display; Fiat: 10,1" display), Bluetooth connectivity with audio streaming and hands-free function, smartphone integration via Android Auto or Apple CarPlay, USB interface for connecting portable devices. Mercedes-Benz: Vehicle weights and vehicle dimensions can only be logged in the system via the MercedesMe app.
- 58) Voltage transformer only available in conjunction with 2nd habitation gel battery or lithium-ion battery.
- 59) Compulsory in conjunction with TV pre-wiring if Media package or SMART LED TV are not chosen.
- 60) ALDE hot water heating option for 450 RB-LE, 470 RB-LE 'K' and 480 RB-QB 'K' layouts not available in conjunction with central drop-down bed.
- 61) From November 2025 incl. Truma Level Control (gas fill level sensor).
- 62) Required for vehicle registrations according to GSR II Regulation (EU 2019/2144). Mandatory for all new registrations from 06.07.2026. You can obtain more detailed information from your trading partner.

- The price information shown includes the legally applicable rate of VAT of 21% and excludes shipping and transport costs
- Some vehicles are shown with special equipment, which is available at extra cost.
- Some special equipment cannot be installed in all models. Your Malibu dealer will be happy to inform you about installation and technical details for your desired model.
- This information is subject to price, design and equipment modifications and also errors. The details relating to scope of delivery, appearance and performance comply with the status at the time of printing
- If our suppliers change product designations during the season, we reserve the right to deliver a part type of equivalent value.
- Price, dimensions and weights subject to change. The current rate of VAT at the time of delivery shall be valid. All prices are non-binding recommended prices ex works. In the case of price adjustments by sub-contractors or chassis manufacturers, the prices will be modified accordingly.
- Mattress sizes can differ from the specified bed dimensions.
- The installation of optional extras can result in loss of storage space.
- Prices for optional extras apply to ex works installation (not retrofitting). These extras must be ordered in good time before the vehicle goes into production. For information on this, please contact your Malibu dealer directly.
- The mounting of solar energy and satellite systems depends on the available roof area.
- Any change to the factory condition of your vehicle can negatively affect driving quality and roadworthiness.
- Any structural alteration to the vehicle renders liability claims void. The same applies if the customer makes changes to the paintwork/colour of body components.
- Deviations from the textures and colours in the illustrations are permitted in as far as they are due to the nature of the materials used and/or are usual in the trade. The same applies to technical changes to the vehicle as long as the overall product quality remains the same or is improved, and the intended use is not affected.
- It is possible that inferior-quality clothing can leave marks on the seat covers. This means that the seat covers are discoloured or the dye from the fabrics rubs off. We do not accept any liability for this kind of discolouration.
- We recommend always using Malibu accessories and having them installed in our factory. We do not accept any liability for damage caused by products that are not approved by Malibu or by non-permitted modifications. This applies in particular to the installation of parts by workshops that are not authorised by Malibu. You should therefore always have repairs or retrofits carried out by authorised Malibu dealers and insist on genuine Malibu accessories.
- The water supply system complies with the state of the art in accordance with DIN 2001-2



More information about the various tyre designations can be found here



Discover our Malibu motorhomes  
on our social media channels:



More information about Malibu can be found at  
[www.malibu-reisemobile.com](http://www.malibu-reisemobile.com)

© Malibu GmbH & Co. KG | Carthago Ring 1 | 88326 Aulendorf | Germany  
Tel. +49 (0)7525 / 9200-0

When this price list is published, all previous price lists lose their validity. Changes may occur during the model year after the editorial deadline for this printed document in July 2025. The manufacturer reserves the right to make structural and design changes that become necessary, provided that they are in the interest of technical progress and are reasonable for the customer, plus changes to equipment, differences in colour combinations or individual colour shades, material quality differences and changes to the scope of delivery on the part of the manufacturer. This also applies to colour differences on the chassis, insofar as they are a result of changes made by the chassis manufacturer. Please consult your dealer for detailed advice concerning the status of the current product or series.

The information relating to the scope of delivery, appearance, performance, dimensions and weights of the vehicles (differences within the scope of the factory tolerances (+/- 5% max.) are possible and permissible) corresponds to the available knowledge at the time of going to print. Reprinting of this document, or even extracts thereof, is only permitted if written authorisation is obtained from Malibu GmbH & Co. KG beforehand. The information in this publication is compliant with the German StVO and StVZO (road traffic and road traffic licensing regulations). Mistakes, printing errors and translation errors excepted. All information is based on the characteristics of the German market.

All prices listed in this price list are non-binding recommended retail prices (RRP) and include the statutory VAT applicable in the country of delivery, but exclude shipping and transport costs. Final pricing is at the sole discretion of the individual dealer. For this reason, please contact your dealer in advance. The prices stated in this price list do not constitute a binding offer. Subject to changes and errors.

0126 / V2



**malibu**  
a company of carthago