

MALIBU VAN 23/24

BEST VAN IN CLASS



Price list
23/24 EN-DE
VALID FROM 01.01.2024

malibu
a company of carthago

Malibu Van

Legal and technical information for choosing your motorhome	3-6
Model overview	7
Class comparison	8-9
Malibu Van compact: The everyday companion with short vehicle lengths of less than 6 metres	
Malibu Van comfort: The Comfort Master	
Malibu Van diversity: All-rounder with XL kitchen comfort and generous feeling of spaciousness	
Malibu Van first class - two rooms: Innovative layout with unique two-room concept	
Standard equipment	10-12
Prices and technical data	13-14
Equipment packages	15-16
Special equipment	17-18
Footnotes / General Notes	19



IMPORTANT LEGAL AND TECHNICAL INFORMATION FOR THE SELECTION AND CONFIGURATION OF YOUR MOTORHOME

Each motorhome is only approved for a certain maximum weight on the road, which must not be exceeded under any circumstances when driving. When you select and configure your motorhome or van (hereinafter referred to as: „the motorhome“), the technical and legal limits for the weight of the motorhome are therefore extremely important. These play a decisive part in the configuration, particularly when the additional equipment is being selected (equipment packages, special equipment and options).

The technical and legal requirements for the weight of your motorhome are regulated in EU Implementing Regulation No. 2021/535 (until June 2022: EU Implementing Regulation No. 1230/2012). This applies uniformly within the European Union. In order to make it easier for you to select and configure your motorhome in compliance with the legal and technical requirements, the key terms and requirements of this regulation are explained in the following, and you are provided with some information that is extremely important when you are configuring your vehicle and selecting your additional equipment (equipment packages, special equipment and options) from the items that are available from the factory. Please read this information carefully before configuring and ordering your vehicle. Our dealers will provide you with additional assistance in selecting and configuring your motorhome.

1. TECHNICALLY PERMISSIBLE GROSS WEIGHT

The technically permissible gross weight describes the layout-based maximum permissible weight specified by the manufacturer that your motorhome is allowed to weigh when loaded (e.g. 3,500 kg, 4,500 kg). This is entered in Part I of the registration certificate. You can find information about the technically permissible gross weight for each layout in the technical data which is shown in our sales documents (e.g. in the price lists).

Illustration in the price list:

DIVERSITY FIRST CLASS - TWO ROOMS		
		
	diversity	
	600 DB K	640 LE K
Base vehicle	Fiat Ducato 35 light	Fiat Ducato 35 light
Base engine	Diesel 2.2 l (140 HP / 103 kW)	Diesel 2.2 l (140 HP / 103 kW)
Length / width / height (mm) **	5990 / 2100 / 2590	6355 / 2100 / 2590
Wheel base (mm)	4035	4035
Headroom in living area (mm)	1900	1900
Tech. permissible gross vehicle weight (kg) ⁵²⁾	3500 / 4000*	3500 / 4000*
Weight in running order (kg) ⁷⁾	2865 (2722-3008)	2935 (2788-3082)
Max. weight of additional equipment in series production specified by the manufacturer (kg) ⁵¹⁾	277	186
Max. towed load (kg) ¹⁵⁾	2500	2500
Max. number of seats with 3-point safety belt ⁵⁰⁾	4	4

The technically permissible gross weight of the vehicle (e.g. 3,500 kg) must not be exceeded under any circumstances while driving. If the vehicle exceeds the technically permissible gross weight while driving, this constitutes an administrative offence which may be punishable with a fine. We therefore urgently advise you to check this before each journey and ensure that you and your vehicle do not exceed the technically permissible gross weight (e.g. 3,500 kg).

2. WEIGHT IN RUNNING ORDER

The weight in running order corresponds to the (unladen) weight of the vehicle with standard factory equipment (including lubricants, tools, tyre repair kit and a fuel tank that is 90% full) plus a statutory flatrate weight of 75 kg for the driver.

The weight in running order essentially includes the following items:

- the unladen weight of the vehicle including the body and filling with operating materials such as lubricating grease, oils and coolants;
- the standard equipment, i.e. all equipment items which are included as standard in the vehicle;
- a fresh water tank that is 100% full when driving (filling when driving in accordance with the manufacturer's specifications. You will find the manufacturer's information about filling in the vehicle in the sales documents (e.g. in the price lists). This is 20 l or 50 l depending on the model series) and an aluminium gas bottle that is 100% full, weighing 16 kg;
- a fuel tank that is 90% full;
- the driver, whose weight is set at a flatrate of 75 kg, regardless of the driver's actual weight.

The weight in running order is therefore the basic configuration of the vehicle model you have selected with standard equipment plus a statutory flatrate weight of 75 kg for the driver. This changes after selecting additional equipment (equipment packages, special equipment, options).

You will find information about the weight in running order for each layout in our sales documents (e.g. in the price lists).

It is important that the value given in our sales documents for the weight in running order is a standard value which is determined during the type approval procedure and checked by the authorities. It is legally permissible and possible for the weight in running order of the vehicle which is delivered to you to differ from the nominal value specified in the sales documents due to production-related tolerances. The legal tolerance is $\pm 5\%$. The EU legislator has taken into account the fact that there are certain fluctuations in the weight in running order due to fluctuations in the weight of the supplied parts as well as process and weather-related factors. Please take this into consideration when you are selecting and configuring your motorhome.

Example calculation illustrating these (permissible) production-related weight deviations:

Weight in running order according to sales documents:	2,900 kg
Legal tolerance of $\pm 5\%$:	145 kg
Legally permissible range of weight in running order:	2,755 to 3,045 kg

The specific range of permissible weight deviations for the weight in running order for each layout can be found in the technical data shown in our sales documents. As a manufacturer, we endeavour to restrict weight fluctuations to the minimum that is unavoidable in terms of production technology. Deviations above and below within the legally permissible tolerance range therefore only occur very rarely. However, in spite of constant technical optimization of the production process, these cannot be completely avoided.

In order to ensure that all of the vehicles which are actually delivered comply with the legally permissible tolerance, the actual weight of the vehicle and compliance with the permissible tolerance of $\pm 5\%$ is checked by us as the manufacturer by weighing the vehicle upon completion in the production area at the end of the production line. Your dealer will inform you of the actual weight of your vehicle that was measured at the end of the production line. This gives you full transparency about any weight discrepancies that may be present in your vehicle.

3. NUMBER OF MAXIMUM PERMITTED SEATS / WEIGHT OF PASSENGERS

The maximum number of permitted seats while driving is determined by us as the manufacturer during the type approval procedure. The weight of the passengers results from the maximum number of permitted seats. The weight of the passengers is a flat rate of 75 kg for each approved seat which we as the manufacturer have provided for the vehicle, regardless of what the passengers actually weigh. This is also a legally prescribed calculation. Since the weight of the driver is already included in the weight in running order, i.e. 75 kg (see section 2.), this is not taken into consideration in the weight of the passengers. In a motorhome with four approved seats, the weight of the passengers is $3 \times 75 \text{ kg} = 225 \text{ kg}$.

The specification of the maximum number of permitted seats in the sales documents refers to the respective vehicle weight in the standard condition without additional equipment (see section 4 for additional equipment) and reflects the maximum possible number of people who can be seated whilst driving.

However, the number of seats depends on the weight and the axle load. It can therefore be reduced by installing additional equipment (e.g. by selecting equipment packages, special equipment and options) or, depending on the model, it can only be achieved by increasing the permissible gross weight and/or by omitting additional equipment.

4. ACTUAL WEIGHT AND ADDITIONAL EQUIPMENT

The weight in running order (see section 2.) and the weight of the factory-installed additional equipment (equipment packages, special equipment, options) in a specific vehicle are collectively referred to as the actual weight of the vehicle.

You can find information about the actual weight of your vehicle after it has been handed over in section 13.2 of the Certificate of Conformity (CoC), which will be given to you by your dealer when the handover takes place.

Please note that the actual weight specified in the Certificate of Conformity (CoC) is also a standardised value. Since there is a legally permissible tolerance of $\pm 5\%$ for the weight in running order – as an element of the actual weight (see section 2.), the actual weight can deviate accordingly from the specified nominal value accordingly.


According to the legal definition, the so-called additional equipment includes all optional equipment parts that are not included in the standard equipment and is fitted to the vehicle by the manufacturer (i.e. ex works) and can be ordered by the customer (e.g. awning, bicycle or motorcycle rack, satellite system, solar system, oven etc.). Information about the individual or package weights of the equipment packages, special equipment and options which can be ordered can be found in our sales documents. Other accessories that are retrofitted after delivery of the vehicle from the factory by the dealer or by you personally are not included in the special equipment in this sense.

5. MANUFACTURER'S SPECIFIED MAXIMUM WEIGHT FOR ADDITIONAL EQUIPMENT AND PAYLOAD

Since the installation of additional equipment is also subject to legal and technical limits, we determine the value of the maximum weight for additional equipment for each layout and vehicle which can be fitted to the vehicle in addition to the standard equipment (e.g. by selecting equipment packages and/or special equipment). This value must not be exceeded when you are selecting and configuring your vehicle.

The specification of the weight of additional equipment defined by the manufacturer can be found in our sales documents (e.g. in the price lists).

Illustration in the price list:

DIVERSITY FIRST CLASS - TWO ROOMS			
			
	diversity		
	600 DB K	640 LE K	
Base vehicle	Fiat Ducato 35 light	Fiat Ducato 35 light	
Base engine	Diesel 2.2 l (140 HP / 103 kW)	Diesel 2.2 l (140 HP / 103 kW)	
Length / width / height (mm) **	5990 / 2100 / 2590	6355 / 2100 / 2590	
Wheel base (mm)	4035	4035	
Headroom in living area (mm)	1900	1900	
Tech. permissible gross vehicle weight (kg) ⁵²⁾	3500 / 4000*	3500 / 4000*	
Weight in running order (kg) ⁷⁾	2865 (2722-3008)	2935 (2788-3082)	
Max. weight of additional equipment in series production specified by the manufacturer (kg) ⁵¹⁾	277	186	
Max. towed load (kg) ¹⁵⁾	2500	2500	
Max. number of seats with 3-point safety belt ⁵⁰⁾	4	4	

The maximum weight for additional equipment specified by the manufacturer is intended to ensure that the legally prescribed so-called minimum payload is also actually available for additional loading after the vehicle has been delivered by the manufacturer. This means that only so much additional equipment can be ordered and installed at the factory that there is still sufficient free weight for luggage and other accessories (the so-called payload) without exceeding the technically permissible gross weight.

The payload is calculated by deducting the weight in running order (nominal value in accordance with the sales documents, see section 2.), the weight of the passengers (see section 3.) and the manufacturer-defined maximum weight for additional equipment from the technically permissible gross weight (see section 1.).

For motorhomes, the European legislation prescribes a fixed minimum payload, which must remain for luggage or other accessories which are not installed in the factory. This minimum payload is calculated as follows:

Minimum payload in kg $\geq 10 * (n + L)$

Whereby the following applies: „n“ = maximum number of passengers plus the driver and „L“ = total length of vehicle in metres (including decimal places).

For a motorhome with a length of 7 m and 4 approved seats (including the driver), the minimum payload is $10 \text{ kg} * (4 + 7) = 110 \text{ kg}$, for example.

When you are configuring your motorhome, please note that the payload must not fall below the minimum.

To ensure that the minimum payload is adhered to, there is a maximum combination of additional equipment which can be ordered for each vehicle model. In the above-mentioned example with a minimum payload of 110 kg, the gross weight of the additional equipment for a vehicle with four approved seats (including the driver) and a weight in running order of 2900 kg should be a maximum of 265 kg:

3,500 kg	Technically permissible gross weight
- 2,900 kg	Weight in running order
- 3 x 75 kg	Weight of passengers
- 110 kg	Minimum payload
= 265 kg	Additional equipment

Please note that this calculation is based on the standard value for the weight in running order that is specified during the type approval procedure, without taking into the permissible weight deviations for the weight in running order (see section 2.). If the maximum permitted value for the additional equipment of 265 kg (as per the example) has almost or completely been used up, an upwards deviation in the weight in running order may mean that the minimum payload of 110 kg is mathematically maintained using the standard value of the weight in running order, but in actual fact there is no appropriate possibility of having a payload.

Here is also an example calculation for a vehicle with four approved seats whose actual weight in running order is 1% above the nominal value:

3,500 kg	Technically permissible gross weight
- 2,929 kg	Actual weight in running order of the vehicle (+ 1% on comparison to compared to the 2,900 kg specified in the sales documents)
- 3 x 75 kg	Weight of passengers
-265 kg	Weight of additional equipment
= 81 kg	Actual payload (< minimum payload of 110 kg); in this example, the minimum payload is therefore undershot by 29 kg

In order to avoid such a reduction of the minimum payload, the weight of the additional equipment which can be ordered is reduced by the manufacturer on the basis of the layout. Limiting the amount of additional equipment is intended to ensure that the minimum payload, i.e. the legally prescribed free weight for luggage and other accessories, is also actually available for the payload in the vehicles which are delivered by the manufacturer.

Since the actual weight of the specific vehicle is only determined when it is weighed at the end of the production line, it cannot be completely ruled out that in rare exceptional cases situations can arise whereby the minimum payload at the end of the production line is not guaranteed, despite this limitation of the additional equipment. In order to ensure the minimum payload in these cases as well, before delivery of the vehicle, the manufacturer will check with you and your dealer whether, for example, the vehicle weight is increased, the permissible number of seats will be reduced or additional equipment will be removed to reduce the weight so that you receive a vehicle which provides you with the legal minimum payload. The weights for additional equipment installed in the factory can be found in our sales documents (e.g. in the price lists).

Illustration in the price list:

Article no.		€ incl. 19 % VAT	kg
Fiat Ducato chassis			
310021	140 HP / 103 kW engine, Euro 6 D Final, f35 light, 9G automatic torque converter transmission ^{(14) (15) (21)}	3.990	55
310022	140 HP / 103 kW engine, Euro 6 D Final, f40 heavy, man. gearbox ^{(5) (15) (21)}	1.350	40
310023	140 HP / 103 kW engine, Euro 6 D Final, f40 heavy, 9G automatic torque converter transmission ^{(5) (14) (15) (21)}	5.340	55
310024	180 HP / 132 kW engine, Euro 6 D Final, f35 light, man. gearbox ^{(15) (21)}	4.510	20
310025	180 HP / 132 kW engine, Euro 6 D Final, f35 light, 9G automatic torque converter transmission ^{(14) (15) (21)}	8.500	55
310026	180 HP / 132 kW engine, Euro 6 D Final, f40 heavy, man. gearbox ^{(5) (15) (21)}	5.860	60
310027	180 HP / 132 kW engine, Euro 6 D Final, f40 heavy, 9G automatic torque converter transmission ^{(5) (14) (15) (21)}	9.850	55
330325	16 inch steel wheels for f35 light, incl. Malibu wheel trims*	360	29
330330	16 inch alloy wheels for f35 light chassis in conjunction with manual gearbox **	1.090	22,5
330340	16-inch alloy wheels for f40 heavy chassis / f35 in conjunction with 9G automatic torque converter transmission **	890	-8
310630	Leather steering wheel and gear lever **	310	-
310632	Multi-functional steering wheel (radio remote control via control buttons) ⁽²²⁾	310	-

The additional weight of additional equipment (all equipment items not included in the standard scope) increases the actual weight of the vehicle (= weight in running order plus the selected additional equipment) and reduces the payload. The specified value shows the additional weight compared to the standard equipment of the respective layout. The gross weight of the selected additional equipment (equipment packages, special equipment and options) must not exceed the maximum weight for additional equipment specified by the manufacturer.

6. THE EFFECTS OF WEIGHT IN RUNNING ORDER TOLERANCES ON THE PAYLOAD

Regardless of the minimum payload, you should also note that unavoidable production-related fluctuations in the weight in running order have an effect on the remaining payload:

If you order our example vehicle (see section 5.) with additional equipment with a gross weight of 150 kg, the calculated payload is 225 kg based on the default value for the weight in running order. Due to the tolerances, the payload that is actually available may deviate from this value and may be higher or lower. If the weight in running order of your vehicle is about 1% higher than the weight specified in the sales documents, the possible payload is reduced from 225 kg to 196 kg:

3,500 kg	Technically permissible gross weight
- 2,929 kg	Actual weight in running order of the vehicle (+ 1% on comparison to compared to the 2,900 kg specified in the sales documents)
- 3 x 75 kg	Weight of passengers
- 150 kg	Additional equipment ordered for the specifically configured vehicle
= 196 kg	Actual payload

In order to be sure that the calculated payload is actually available, you should take the possible and permissible tolerances for the weight in running order into consideration when you are selecting and configuring your vehicle. We also strongly recommend weighing the loaded motor-home on a weighbridge before every journey and, taking the individual weight of the passengers into consideration, determine whether the technically permissible gross weight and the technically permissible gross weight on the axles are complied with.



You can find more information online!



	540 DB	600 LE	600 DB	640 LE	600 DB K	640 LE K	640 LE RB
	compact		comfort		diversity		first class - two rooms
Overhead storage cabinet above drivers cabin with front flap	X		X		X		X

AVAILABLE WITH EXCLUSIVE LINE CHARMING

coupé: with additional head-room in drivers cabin	-		○		○		○
GT skyview: with panoramic skylight above the drivers cabin	-		○		○		○

AVAILABLE WITH FAMILY-FOR-4 POP-UP ROOF PACKAGE

Family-for-4 pop-up roof package: with hybrid pop-up roof	○		○		○		○
---	---	--	---	--	---	--	---

WORLDS OF STYLE

Cherry Classic	X		X		X		X
Cherry Style	○		○		○		○
Turin	-		○		-		-

FRIDGE OVERVIEW

70 l compressor fridge	-		X		-		-
84 l compressor fridge	X		-		X		X

X standard
○ optional
- not possible

MALIBU VAN COMPACT

THE EVERYDAY COMPANION WITH VEHICLE LENGTHS OF LESS THAN 6 METRES

The flexible all-rounder, particularly suitable for remote areas and ideal for use as a second vehicle. Maximum comfort with extra-short vehicle lengths due to well thought-out, compact space design.

Models 540 DB, 600 LE



Compact kitchen



84 l compressor fridge in galley kitchen



Space-saving compact washroom



Bed access height just 64 cm (540 DB)



Large linen cupboard / wardrobe



Two worlds of style



Optionally available with family-for-4 pop-up roof

MALIBU VAN COMFORT

THE COMFORT MASTER

More comfort thanks to the fridge positioned at a convenient hand height. Maximum kitchen comfort with additional worktop / storage area and extra-wide kitchen drawers. Fridge located in separate floor-to-ceiling combination cabinet. Below this there is a universal wardrobe, with additional wardrobes beneath the rear bed.

Models 600 DB, 640 LE



Comfort kitchen, including worktop extension



Fridge at comfortable hand height



XL flexible washroom "1000"



Wardrobes with interior height of up to 100 cm



Large variable rear storage compartment



Three worlds of style



Optionally available with Exclusive line charming



Optionally available with family-for-4 pop-up roof

Exclusive line charming



EXCLUSIVE LINE

EXCLUSIVE MODELS IN **COUPÉ** OR **GT SKYVIEW** VERSION AND EXCLUSIVE "CHARMING" EQUIPMENT

Available for Malibu Van comfort, diversity and first class - two rooms

GT skyview: Omission of overhead storage compartment, replaced with panoramic roof dome with leather-covered interior headliner from drivers cabin to above the lounge seating area

coupé: Omission of overhead storage cabinet, replaced with ceiling canopy with indirect ambient lighting running all the way through to the drivers cabin and a practical storage area above the drivers cabin

- Extended exterior decor with globe symbol and "charming" lettering
- Steering wheel and gear lever in leather, 16-inch Fiat Ducato alloy wheels, radiator grille in high gloss black, headlight frames in black, colour coded bumpers
- Additional storage shelf in overhead storage compartment in entrance area
- LED ambient lighting upgrade: Indirect ambient lighting at driver and passenger sides, and LED ambient lighting in double floor of lounge seating area
- Technical panel in entrance area

MALIBU VAN DIVERSITY

ALL-ROUNDER WITH XL KITCHEN COMFORT AND A GENEROUS FEELING OF SPACE

An open feeling of spaciousness with a tremendous amount of freedom of movement and open plan of view. XL comfort kitchen with powerful 84 l compressor fridge in a separate universal combination cabinet, extra-large worktop and storage surfaces, extra-wide and deep kitchen drawers and a perfect storage space concept.

Models 600 DB K, 640 LE K



More freedom of movement



XL comfort kitchen with extra-large worktop



84 l compressor fridge in universal cabinet



XL flexible washroom "1000"



Large wardrobe beneath rear bed



Two worlds of style



Optionally available with Exclusive line charming



Optionally available with family-for-4 pop-up roof

MALIBU VAN FIRST CLASS - TWO ROOMS

INNOVATIVE LAYOUT WITH UNIQUE TWO-ROOM CONCEPT AND GENEROUS FEELING OF SPACIOUSNESS

Unbelievably open feeling of spaciousness with considerable freedom of movement. Multifunctional washroom with room partitioning door from living area and changing room function. Changing room extension thanks to the washroom wall, which swivels inwards.

Model 640 LE RB



Premium kitchen



Two-room concept with room partitioning door



84 l compressor fridge in front of kitchen



Universal tall cabinet



XL flexible washroom "1000" changing room function"



Large wardrobe/linen cabinet beneath rear bed



Two worlds of style



Optionally available with Exclusive line charming



Optionally available with family-for-4 pop-up roof

Family-for-4 pop-up roof

FAMILY-FOR-4

POP-UP ROOF

FOUR FULLY-FLEDGED SLEEPING BERTHS WITH POP-UP ROOF WITH UNIQUE HYBRID CONSTRUCTION

Available for Malibu Van compact, diversity, first class - two rooms

- GRP roof covering "Protect" to protect the pop-up roof from hailstones and external damage
- Four fully-fledged sleeping berths with a sleeping area of 203 x 135 cm in the pop-up roof
- Malibu PREMIUM WINDOW in washroom (not models 540 DB, 600 LE)
- Front rooftop spoiler for minimising wind noise (not GT skyview version)
- Pop-up roof with hybrid design, made from high-stability sandwich construction (GRP/RTM hard foam/aluminium and plastic design elements at the sides).
- Light weight of just 105 kg
- Rain gutter above the sliding door
- Also available in combination with the exclusive line charming (coupé or GT skyview)

ADDED VALUE AS STANDARD



LARGE AMOUNT OF STORAGE SPACE WITH CONVENIENT ACCESS

- Large storage compartment in double floor with hatch and hinges
- Large storage drawer at the front of the seat bench and additional storage space in the seat bench box
- Large wardrobes in all model versions
- Large overhead storage cabinets in sleeping and living areas



MOTORHOME TECHNOLOGY IN THE VAN CLASS

- Malibu PREMIUM WINDOW with surrounding frame, double sealing system for rain and water spray protection
- Inside of roof and living area floor panel insulated with 20 mm RTM hard foam insulating core
- Ceiling inner lining with microfibre climate-enhancing wall covering



BEST TRAVEL COMFORT






- Convenient XL flex-washroom "1000" with toilet which can be swivelled away
- High level of sleeping comfort thanks to extra-long beds and high-quality mattresses






FURNITURE CONSTRUCTION WITH DOUBLE CONNECTION TECHNOLOGY

- Double-connection technology: furniture is screwed together and also mortised
- High quality, robust metal hinges
- Ceiling canopy with indirect lighting and numerous LED spotlights

	540 DB	600 LE	600 DB	640 LE	600 DBK	640 LE K	640 LE RB
Base vehicle							
Fiat Ducato 35 light chassis, high roof box-type van, front wheel drive	X	X	X	X	X	X	X
2.2 l diesel Multijet 3 with Adblue (19l), 140 HP / 103 kW, 4 cylinders, 350 Nm, Euro 6d Final, 6-speed gearbox	X	X	X	X	X	X	X
Start / Stop system	X	X	X	X	X	X	X
75 litre fuel tank	X	X	X	X	X	X	X
Daytime running lights integrated into the headlights	X	X	X	X	X	X	X
Side wind assistant, trailer stability control, collision braking system ³³⁾	X	X	X	X	X	X	X
Cruise control	X	X	X	X	X	X	X
ABS, ESP, ASR, electric immobiliser, Hillholder, Hill Descent Control, Traction Plus	X	X	X	X	X	X	X
Driver / passenger airbag ⁹⁾	X	X	X	X	X	X	X
Seat occupancy detection	X	X	X	X	X	X	X
Manual air conditioning system	X	X	X	X	X	X	X
Cup holders	X	X	X	X	X	X	X
Central locking with remote control	X	X	X	X	X	X	X
Electric windows at driver and passenger sides	X	X	X	X	X	X	X
Fix & Go repair kit	X	X	X	X	X	X	X
Habitation							
6-year leak proof guarantee	X	X	X	X	X	X	X
White exterior colour	X	X	X	X	X	X	X
Floor panel and ceiling panel insulated with RTM hard foam insulation core.	X	X	X	X	X	X	X
Side walls and main body frame members lined with polyurethane insulating foam mats to prevent cold bridges	X	X	X	X	X	X	X
Two Malibu PREMIUM WINDOWS in living area with insect screen roller blind, darkening blind	X	X	X	X	X	X	X
Malibu PREMIUM WINDOWS in sleeping area with insect screen roller blind, darkening blind	-	-	-	X	-	X	X
Windows in rear doors	X	X	X	X	X	X	X
Extra wide, electrically operated entrance step with warning buzzer	X	X	X	X	X	X	X
Entrance lighting / reading spotlight at drivers side	X	X	X	X	X	X	X
Mechanical self-closing aid for convenient and low-noise sliding door closing	X	X	X	X	X	X	X

	540 DB	600 LE	600 DB	640 LE	600 DBK	640 LE K	640 LE RB
 Drivers cabin							
Driver and passenger seats with tilt adjustment, 180° rotation, armrests adjustable at both sides	X	X	X	X	X	X	X
Drivers cabin overhead locker	X	X	X	X	X	X	X
 Interior design							
Cherry Classic world of style: furniture finish with bicolor effect in Noble Cherry decor	X	X	X	X	X	X	X
 Living area							
Living area seat upholstery with premium foam core	X	X	X	X	X	X	X
Two designer shelves above the lounge seating area	X	X	X	X	X	X	X
Living room table with pull-out table top extension	X	X	X	X	X	X	X
Skylight (70 x 50 cm) above the lounge seating area	X	X	X	X	X	X	X
Double-connection technology: Furniture sections screwed together and mortised several times	X	X	X	X	X	X	X
Metal stays, hinges and runners	X	X	X	X	X	X	X
“Ergo” furniture doors handles, easy to use and secure locking	X	X	X	X	X	X	X
 Storage space							
Double floor storage compartment beneath lounge seating area with large access hatch and high-quality hinges	X	X	X	X	X	X	X
Large storage drawer beneath lounge seating area, also accessible from above	X	X	X	X	X	X	X
Storage space access via seat bench cover using “one touch access” without removing upholstery	-	-	X	X	X	X	X
Universal tall cabinet between kitchen units and lengthways single beds	-	-	-	-	-	-	X
Wardrobe							
Wardrobe in rear integrated in overhead storage cabinet	X	-	-	-	-	-	-
Illuminated universal wardrobe beneath the fridge with three internal drawers	-	-	X	X	-	-	-
Large wardrobe beneath lengthways single bed at the drivers side, easily accessible from above and front	-	X	-	X	-	X	X
Two separate wardrobes beneath transverse rear bed at the drivers side	-	-	X	-	X	-	-
Large linen cupboard with two separate storage compartments beneath the lengthways single bed at the passengers side	-	X	-	X	-	X	X
Rear storage space / overhead storage cabinets							
Adjustable rear beds for access to the rear storage compartment	X	X	X	X	X	X	X
All-round overhead storage cabinets with open corner shelves	X	-	X	-	X	-	-
Three large overhead storage cabinets at both sides with open corner shelving in rear	-	X	-	X	-	X	X
Additional shelf beneath the overhead storage cabinets at the driver and passenger sides	X	X	X	X	X	X	X
Additional storage compartments under the rear beds	X	X	X	X	X	X	X
 Kitchen							
Kitchen worktop with sturdy surface in shale design	X	X	X	X	X	X	X
Two-ring gas hob with glass cover, stainless steel version, electric ignition	X	X	X	X	X	X	X
Stainless steel sink integrated flush into the work surface	X	X	X	X	X	X	X
High water fittings with metal tap, ceramic seal	X	X	X	X	X	X	X
Extra-wide kitchen drawers with double locking, mounted on rollers with soft-closing mechanism	X	X	X	X	X	X	-
Kitchen drawer roller-mounted with soft-closing mechanism	-	-	-	-	-	-	X
Integrated wooden cutlery insert	X	X	X	X	X	X	X
Pull-out waste bin integrated in seat bench	-	-	X	X	X	X	X
Fridge							
84 l compressor fridge integrated in galley kitchen ²⁶⁾	X	X	-	-	-	-	-
70 l compressor fridge integrated in combination cabinet ²⁶⁾	-	-	X	X	-	-	-
84 l compressor fridge integrated in universal combination cabinet ²⁶⁾	-	-	-	-	X	X	-
84 l compressor fridge at front of kitchen, accessible from inside and outside ²⁶⁾	-	-	-	-	-	-	X

Standard features

	540 DB	600 LE	600 DB	640 LE	600 DB K	640 LE K	640 LE RB
 Washroom changing room							
Changing room							
Changing room with partitioning door including swivel element for separating living area from changing room	-	-	-	-	-	-	X
Swivelling washroom wall for additional freedom of movement	-	-	-	-	-	-	X
XL flexi-washroom "1000"							
Washroom with space-saving, two-piece sliding door	-	-	X	X	X	X	-
Two sectional louvres for variable washroom partitioning	-	-	X	X	X	X	X
Toilet can be swivelled away for maximum use of space	-	-	X	X	X	X	X
Shower head on chrome rail	-	-	X	X	X	X	X
Washbasin base cabinet	-	-	X	X	X	X	X
Micro-Heki skylight	-	-	X	X	X	X	X
Compact washroom							
One level floor with even transition thanks to shower insert	X	X	-	-	-	-	-
Swivel-away toilet and fold-out wash basin for increasing the amount of space	X	X	-	-	-	-	-
Mini-Heki skylight	X	X	-	-	-	-	-
 Sleeping							
Two-part rear beds, heated, ventilated slatted frame across the entire vehicle width	X	X	X	X	X	X	X
Convenient access to bed via removable access steps	-	X	X	X	X	X	X
Extra-low bed access	X	-	-	-	-	-	-
Mini-Heki skylight above rear bed	X	X	X	X	X	X	X
Window inner lining with microfibre for side window and rear doors	X	X	X	X	X	X	X
Rear windows with cold and impact protection on the rear windows	X	X	X	X	X	X	X
 On-board equipment							
Water							
Water drain taps protected from frost and in an easily accessible location	X	X	X	X	X	X	X
Water supply via immersion pump system	X	X	X	X	X	X	X
Gas							
Gas box in rear storage compartment, accessible from the rear doors (2 x 11 kg, model 540 DB: 2 x 5 kg)	X	X	X	X	X	X	X
Gas isolation taps in kitchen area	X	X	X	X	X	X	X
Electrical system							
Electrical centre beneath passengers seat	X	X	X	X	X	X	X
230 V socket in kitchen, washroom and entrance area (model 640 LE RB: kitchen and washroom)	X	X	X	X	X	X	X
12 V socket in drivers cabin	X	X	X	X	X	X	X
Double USB socket in drivers cabin	X	X	X	X	X	X	X
Exterior 230 V electric feed via exterior socket	X	X	X	X	X	X	X
18 A automatic charger, electronic regulation, automatic switch-off when voltage too low, includes vehicle battery charging function	X	X	X	X	X	X	X
Multifunctional panel above entrance door	X	X	X	X	X	X	X
living area lighting system							
Numerous LED spotlights throughout the living area	X	X	X	X	X	X	X
Kitchen unit with exterior LED mood light strip and Malibu branding in chrome	X	X	X	X	X	X	X
Indirect mood lighting in entrance area	X	X	X	X	X	X	X
Main light and ambient lighting can be switched separately	X	X	X	X	X	X	X



Models are optionally available with the family-for-4 pop-up roof package



Models available with exclusive line charming in coupé or GT skyview versions



You are advised to consult your dealer about the price that applies at the point in time when the sale is agreed! ⁽⁴³⁾



Please carefully read the legal notes concerning weight-related information on pages 3-6 before concluding the contract!



Alternatively, you can scan the QR code, and you will also receive all of the important information on the subject of weight!



	compact		comfort	
	540 DB	600 LE	600 DB	640 LE
Base vehicle	Fiat Ducato 35 light	Fiat Ducato 35 light	Fiat Ducato 35 light	Fiat Ducato 35 light
Base engine	Diesel 2.2 l (140 HP / 103 kW)	Diesel 2.2 l (140 HP / 103 kW)	Diesel 2.2 l (140 HP / 103 kW)	Diesel 2.2 l (140 HP / 103 kW)
Length / width / height (mm) **	5410 / 2100 / 2590	5990 / 2100 / 2590	5990 / 2100 / 2590	6355 / 2100 / 2590
Wheel base (mm)	3450	4035	4035	4035
Headroom in living area (mm)	1900	1900	1900	1900
Tech. permissible gross vehicle weight (kg) ⁵²⁾	3500	3500 / 4000*	3500 / 4000*	3500 / 4000*
Weight in running order (kg) ⁷⁾	2745 (2608-2882)	2865 (2722-3008)	2865 (2722-3008)	2935 (2788-3082)
Max. weight of additional equipment in series production specified by the manufacturer (kg) ⁵¹⁾	405	277	277	186
Max. towed load (kg) ¹⁵⁾	2500	2500	2500	2500
Max. numbers of seats with 3-point safety belt as standard while driving (standard) ⁵⁰⁾	4	4	4	4
Rear bed dimensions (mm)	1910 x 1410 / 1260	2020 x 900 / 1870 x 1020	1910 x 1640 / 1500	2020 x 900 / 1890 x 1020
Seating area bed conversion dimensions (mm) ¹⁶⁾ ***	-	-	1600 x 1145	1600 x 1145
Bed access height (mm)	640	990	900	990
Fridge volume / of which freezer compartment (l)	84 / 6	84 / 6	70/7,5	70/7,5
Heating system	Truma Combi 4	Truma Combi 4	Truma Combi 4	Truma Combi 4
Fresh water volume (l) ¹⁸⁾	80	100	100	100
Fresh water tank volume with filling in running order (l)	20	20	20	20
Waste water volume (l)	92	92	92	92
Battery capacity (Ah)	80	80	80	80
230 V / 12 V / USB sockets	3 / 1 / 1	3 / 1 / 1	3 / 1 / 1	3 / 1 / 1
Article no.	Standard	160540	160600	160630
	coupé		160685	160700
	GT skyview		160695	160710

* optional Fiat Ducato f40 chassis variant

** if the family-for-4 pop-up roof package is selected, the height of the vehicle is 2690 mm

*** in conjunction with special equipment



Models are optionally available with the family-for-4 pop-up roof package



Models available with exclusive line charming in coupé or GT skyview versions



You are advised to consult your dealer about the price that applies at the point in time when the sale is agreed! ⁽⁴³⁾



Please carefully read the legal notes concerning weight-related information on pages 3-6 before concluding the contract!



Alternatively, you can scan the QR code, and you will also receive all of the important information on the subject of weight!



	diversity		first class - two rooms
	600 DB K	640 LE K	640 LE RB
Base vehicle	Fiat Ducato 35 light	Fiat Ducato 35 light	Fiat Ducato 35 light
Base engine	Diesel 2.2 l (140 HP / 103 kW)	Diesel 2.2 l (140 HP / 103 kW)	Diesel 2.2 l (140 HP / 103 kW)
Length / width / height (mm) **	5990 / 2100 / 2590	6355 / 2100 / 2590	6355 / 2100 / 2590
Wheel base (mm)	4035	4035	4035
Headroom in living area (mm)	1900	1900	1900
Tech. permissible gross vehicle weight (kg) ⁵²⁾	3500 / 4000*	3500 / 4000*	3500 / 4000*
Weight in running order (kg) ⁷⁾	2865 (2722-3008)	2935 (2788-3082)	2935 (2788-3082)
Max. weight of additional equipment in series production specified by the manufacturer (kg) ⁵¹⁾	277	186	186
Max. towed load (kg) ¹⁵⁾	2500	2500	2500
Max. numbers of seats with 3-point safety belt as standard while driving (standard) ⁵⁰⁾	4	4	4
Rear bed dimensions (mm)	1910 x 1640 / 1500	2020 x 900 / 1890 x 1020	2020 x 900 / 1890 x 1020
Seating area bed conversion dimensions (mm) ¹⁶⁾ ***	1600 x 1145	1600 x 1145	1600 x 1145
Bed access height (mm)	900	990	990
Fridge volume / of which freezer compartment (l)	84 / 6	84 / 6	84 / 6
Heating system	Truma Combi 4	Truma Combi 4	Truma Combi 4
Fresh water volume (l) ¹⁸⁾	100	100	100
Fresh water tank volume with filling in running order (l)	20	20	20
Waste water volume (l)	92	92	92
Battery capacity (Ah)	80	80	80
230 V / 12 V / USB sockets	3 / 1 / 1	3 / 1 / 1	2 / 1 / 1
Article no.	Standard	160730	160740
	coupé	160731	160741
	GT skyview	160732	160742

* optional Fiat Ducato f40 chassis variant

** if the family-for-4 pop-up roof package is selected, the height of the vehicle is 2690 mm

*** in conjunction with special equipment

Article no.

216102

Chassis package	Weight	
	kg	EUR
Parking aid with sensors in rear		490
90 litre fuel tank		120
Higher output alternator ¹²⁾		210
Drivers cabin blinds for windscreen and side windows ⁸⁾		740
Dashboard finish: ventilation grille in chrome		240
Wiring for radio with roof antenna and DAB+, loudspeakers (4x) ³⁴⁾		550
Passenger seat height adjustable		140
Cabin seats upholstered in same fabric as living area, including upholstered armrests		770
Insect screen behind sliding door		680
Electrically adjustable and heated outer mirrors		320
Total price of individual options		4.260
Package price	33	3.690
Your savings		570

Article no.

212104

Habitation package	Weight	
	kg	EUR
Ceiling lining with microfibre climate-enhancing covering		460
Living area ceiling canopy with indirect LED ambient lighting		410
Kitchen centre upgrade ⁴⁾		240
Quality cold-foam mattress for rear bed		350
Truma CP Plus digital control panel		100
Lashing system in luggage compartment		150
Waste water tank surrounded by and insulated in a housing		300
Total price of individual options		2.010
Package price	6	1.710
Your savings		300

Article no.

410001

family-for-4 pop-up roof package ^{16) 38) *}	Weight	
	kg	EUR
Pop-up roof with hybrid design made from high-stability sandwich construction		✓
"Protect" GRP roof covering		✓
Mattress underlay for ventilation		✓
Synthetic leather cover on inside of roof		✓
Rain gutter above the sliding door		✓
Package price	105	4.990

* available for comfort models from October 2023

Equipment packages

Article no.	216109		216111
Style package *	Weight	f35 manual	f40/f35 in conjunction with automatic**
	kg	EUR	EUR
Leather steering wheel and gear lever		310	310
Fiat 16 inch steel wheels including Malibu wheel trims		360	Standard
Radiator grille in high gloss black		190	190
Headlight frames in black		60	60
Colour coded bumpers		510	510
Total price of individual options		1.430	1.070
Package price	29/0	1.200	960
Your savings		230	110
211119 SURCHARGE 16 inch alloy wheels for f35 light chassis *	-6,5	730	-
211120 SURCHARGE 16-inch alloy wheels for f40 heavy chassis / f35 in conjunction with 9G automatic torque converter transmission *	-8	-	890

* standard with exclusive line charming

** with chassis variant f40 in conjunction with a manual gearbox or 9G automatic torque converter transmission, with chassis variant f35 in conjunction with 9G automatic torque converter transmission

Article no.	216010	
Fiat infotainment package	Weight	
	kg	EUR
Electric handbrake		✓
Keyless Entry & Go		✓
Digital instrument cluster with colour display in dashboard ⁴⁰⁾		✓
Fiat 10.1" multi-media system incl. navigation, motorhome route guidance and DAB+ ³⁹⁾		✓
Multifunctional steering wheel ²²⁾		✓
Drivers cabin automatic air conditioning ¹³⁾		✓
Package price	-6	4.880

Article no.	216310	
Driver's assistance package (camera and radar-based) ⁸⁾	Weight	
	kg	EUR
Active braking assistant with pedestrian and cyclist detection		✓
Active lane departure warning assistant		✓
Rain and Light Sensor		✓
Traffic sign recognition		✓
Headlight Assistant		✓
Active cruise control		✓
Intelligent speed assistant		✓
Alertness assistant		✓
Tyre pressure sensors		✓
Electrically folding outside mirrors		✓
Package price	2,5	2.290

Article no.	211108	
Winter package	Weight	
	kg	EUR
Insulating mats for windscreen and side windows in drivers cabin		290
Insulation mat for the rear doors		220
Additional heating of the waste water tank and waste water pipes		1.050
Removable carpet for drivers cabin		190
Removable carpets for living area		330
Total price of individual options		2.080
Package price	27	1.900
Your savings		180

				compact		comfort		diversity		fc
Article no.		€ incl. 19 % VAT	kg	540 DB	600 LE	600 DB	640 LE	600 DB K	640 LE K	640 LE RB
Fiat Ducato chassis										
310021	140 HP / 103 kW engine, Euro 6 D Final, f35 light, 9G automatic torque converter transmission ^{14) 15) 21)}	3.990	55	○	○	○	○	○	○	○
310022	140 HP / 103 kW engine, Euro 6 D Final, f40 heavy, man. gearbox ^{5) 15) 21)}	1.350	40	-	○	○	-	○	-	-
310023	140 HP / 103 kW engine, Euro 6 D Final, f40 heavy, 9G automatic torque converter transmission ^{5) 14) 15) 21)}	5.340	55	-	○	○	-	○	-	
310024	180 HP / 132 kW engine, Euro 6 D Final, f35 light, man. gearbox ^{15) 21)}	4.510	20	-	○	○	○	○	○	○
310025	180 HP / 132 kW engine, Euro 6 D Final, f35 light, 9G automatic torque converter transmission ^{14) 15) 21)}	8.500	55	-	○	○	○	○	○	○
310026	180 HP / 132 kW engine, Euro 6 D Final, f40 heavy, man. gearbox ^{5) 15) 21)}	5.860	60	-	-	-	○	-	○	○
310027	180 HP / 132 kW engine, Euro 6 D Final, f40 heavy, 9G automatic torque converter transmission ^{5) 14) 15) 21)}	9.850	55	-	-	-	○	-	○	○
330325	16 inch steel wheels for f35 light, incl. Malibu wheel trims*	360	29	●	●	●	●	●	●	●
330330	16 inch alloy wheels for f35 light chassis in conjunction with manual gearbox **	1.090	22,5	○	○	○	○	○	○	○
330340	16-inch alloy wheels for f40 heavy chassis / f35 in conjunction with 9G automatic torque converter transmission **	890	-8	○	○	○	○	○	○	○
310630	Leather steering wheel and gear lever **	310	-	●	●	●	●	●	●	●
310632	Multi-functional steering wheel (radio remote control via control buttons) ²²⁾	310	-	●	●	●	●	●	●	●
310510	Drivers cabin automatic air conditioning ¹³⁾	540	-	●	●	●	●	●	●	●
331615	Fiat full LED front headlights ⁴⁹⁾	1.350	-	○	○	○	○	○	○	○
310675	LED daytime driving lights instead of standard daytime driving lights ^{23) 49)}	440	-	○	○	○	○	○	○	○
331614	Fog lights with cornering lights	250	2	○	○	○	○	○	○	○
310690	Mud flaps, front and rear ⁶⁾	160	4	○	○	○	○	○	○	○
310685	Removable tow bar ³⁾	1.350	30	○	○	○	○	○	○	○
310305	Rear axle double leaf springs with f35 chassis	270	17	○	○	○	○	○	○	○
960004	Spare wheel instead of standard Fix & Go breakdown kit	410	39	-	-	-	○	-	○	○
Habitation exterior										
410225	Metallic exterior colour: black ⁴¹⁾	1.100	3	○	○	○	○	○	○	○
410226	Metallic exterior colour: iron grey ⁴¹⁾	1.100	3	○	○	○	○	○	○	○
410235	Metallic exterior colour: Artense grey ⁴¹⁾	1.100	3	○	○	○	○	○	○	○
410236	Exterior colour expedition grey	850	-	○	○	○	○	○	○	○
410215	Colour coded bumpers ⁶⁾ **	510	-	●	●	●	●	●	●	●
410522	Roof mounted awning, length 325 cm ¹⁷⁾	1.330	25	○	-	-	-	-	-	-
410525	Roof mounted awning, length 370 cm ¹⁷⁾	1.410	30	-	○	○	-	○	-	-
410535	Roof mounted awning, length 400 cm ¹⁷⁾	1.440	35	-	-	-	○	-	○	○
410527	Side wall mounted awning, length 325 cm (only in combination with hybrid pop-up roof) ^{17) 37)}	1.330	25	○	-	-	-	-	-	-
410526	Side wall mounted awning, length 375 cm (only in combination with hybrid pop-up roof) ^{17) 37)}	1.410	30	-	○	○	-	○	-	-
410536	Side wall mounted awning, length 400 cm (only in combination with hybrid pop-up roof) ^{17) 37)}	1.440	35	-	-	-	○	-	○	○
410690	LED light strip on side wall mounted awning	290	1	○	○	○	○	○	○	○
410691	LED exterior lighting incl. rain gutter ⁴⁷⁾	300	2	○	○	○	○	○	○	○
410400	PREMIUM WINDOWS at drivers side in rear bed area	440	5	-	○	○	X	○	X	X
410411	Porthole windows in the rear area, passenger side 2x ²⁰⁾	490	6	-	-	○	-	○	-	-
410412	Porthole windows in the rear area, drivers side 2x ²⁰⁾	490	6	-	-	○	-	○	-	-
410410	Porthole windows in rear area, 2x each at driver / passenger side ²⁰⁾	540	7	-	-	-	○	-	○	○
410420	PREMIUM WINDOW in washroom ¹⁶⁾	300	2	-	-	○	○	○	○	○
410915	Bicycle carrier for two bicycles, black	630	8	○	○	○	○	○	○	○
410510	Insulation mat for the rear doors	220	8	●	●	●	●	●	●	●
410515	Insulating mat for windscreen and side windows in drivers cabin	290	10	●	●	●	●	●	●	●

* not possible in conjunction with exclusive line charming

** included in exclusive line charming

○ = special equipment X = standard equipment - = not possible ● = included in package

Special equipment

Article no.		€ incl. 19 % VAT	kg	compact		comfort		diversity		fc
				540 DB	600 LE	600 DB	640 LE	600 DB K	640 LE K	640 LE RB
Electrical system										
510270	Socket package: 3x USB sockets / 2x 230 V sockets ²⁴⁾	490	3	○	○	○	○	○	○	○
510256	USB socket in pop-up roof ⁴⁶⁾	110	0.5	○	○	○	○	○	○	○
510010	Additional 80 Ah on-board gel battery	540	26	○	○	○	○	○	○	○
510053	150 Ah lithium-ion battery incl. battery computer / separate touch display ¹¹⁾	2.410	-9	○	○	○	○	○	○	○
510150	Wiring for solar power ¹⁶⁾	240	2	○	○	○	○	○	○	○
Gas Water Heating										
650146	Truma Combi 6 E (gas/electric operation) ²⁶⁾	840	2	○	○	○	○	○	○	○
650136	Truma Combi 6 D+E incl. height kit (diesel/electric operation) ²⁶⁾	1.420	2	○	○	○	○	○	○	○
650125	Truma Duo Control CS with crash sensor and automatic changeover ¹⁹⁾	440	3	○	○	○	○	○	○	○
650126	Gas filter for Truma DuoControl CS (recommended, only in conjunction with Truma DuoControl CS) ³⁶⁾	220	0,5	○	○	○	○	○	○	○
610355	Additional heating of the waste water tank and waste water pipes	1.050	2	●	●	●	●	●	●	●
Radio Multimedia TV Sat										
710029	Pioneer 9" media centre incl. navigation, motorhome route guidance and DAB+ ¹⁾	1.560	2,5	○	○	○	○	○	○	○
710028	Pioneer 6.8" radio/moniceiver incl. DAB+ ²⁷⁾	650	2,5	○	○	○	○	○	○	○
710240	Wiring for reversing camera (for analogue single lens camera) ⁴⁴⁾	240	1	○	○	○	○	○	○	○
710230	Analogue reversing camera system with single lens ³⁰⁾	1.100	3	○	○	○	○	○	○	○
710231	Digital reversing camera system with single lens ^{30) 45)}	1.100	3	○	○	○	○	○	○	○
710527	Smart LED TV 24" with TV bracket and connection kit ²⁾	1.460	10	○	○	○	○	○	○	○
710150	Wiring for satellite system ¹⁶⁾	240	1	○	○	○	○	○	○	○
Interior										
810001	Turin world of style ²⁸⁾	360	-	-	-	○	○	-	-	-
810034	Cherry Style world of style ²⁹⁾	690	-	○	○	○	○	○	○	○
810120	Removable carpet for drivers cabin	190	1	●	●	●	●	●	●	●
810100	Removable carpet for living area	330	6	●	●	●	●	●	●	●
810690	Conversion kit for converting seating area to sleeping location with additional upholstery ¹⁶⁾	460	12	-	-	○	○	○	○	○
810271	Lengthways single beds inlay padding for extending sleeping area ⁴²⁾	460	2	-	-	-	○	-	○	○
810710	Additional hook-in strip for table in the outdoor area ³¹⁾	130	-	○	○	○	○	○	○	-
810750	Malibu table and chair set, including Malibu logo and carry bags ³²⁾	320	14	○	○	○	○	○	○	○
810755	Removable double floor in rear storage area ¹⁰⁾	210	8	○	○	○	○	○	○	○
Living area fabrics World of Living										
850304	London - fabric combination	Standard	-	X	X	X	X	X	X	X
850314	Paris - quilted fabric combination	Standard	-	X	X	X	X	X	X	X
850324	Santorin - Antara / fabric combination	Standard	-	X	X	X	X	X	X	X
850334	Lisbon - Antara / fabric combination	Standard	-	X	X	X	X	X	X	X
850630	Rome - Antara / fabric combination	Standard	-	X	X	X	X	X	X	X
850394	Palermo - textile leather / fabric combination	420	2	○	○	○	○	○	○	○
850404	Ancona - textile leather / fabric combination	420	2	○	○	○	○	○	○	○
850364	Ivory part leather - leather / fabric combination	1.490	5	○	○	○	○	○	○	○
850374	Maroon part leather - leather / fabric combination	1.490	5	○	○	○	○	○	○	○
850690	Ivory leather	2.300	7	○	○	○	○	○	○	○
850740	Macchiato leather	2.300	7	○	○	○	○	○	○	○
850502	World of sleeping & deco set: Decorative cushions, bed throw, fitted sheet set ³⁵⁾	410	7	○	○	○	○	○	○	○

Additional legal and technical information concerning vehicle weights / weight tolerance in running order

- 7) The weight in running order corresponds to the (unladen) weight of the vehicle with the factory-installed standard equipment (including lubricant, tools, tire repair kit) in accordance with EU Implementing Regulation No. 2021/535 plus driver (75 kg), 90% full fuel tank, fresh water tank when driving (20 l), 100% full aluminium gas bottle. The weight specified by the manufacturer for additional equipment is basically dependent on the weight in running order, and is reduced by installing additional equipment (equipment packages, special equipment). Please note that the actual weight which is specified in the Certificate of Conformity (CoC) is also a standard value. Since the weight in running order – as part of the actual weight – has a legally permissible tolerance of $\pm 5\%$, the actual weight can deviate from the specified nominal value accordingly. Detailed information can be found on page 3, no. 2.
- 15) Trailer load 2,500 kg taking the total towing weight into consideration, chassis version f35 6,000 kg and f40 6,500 kg.
- 50) The specification of the maximum permissible number of seats refers to the respective vehicle weight in the series production condition without additional equipment, and specifies the maximum possible number of persons who can be seated during the journey. The number of seats also depends on the weight and the axle load. It can therefore be reduced by installing additional equipment (equipment packages, special equipment) or only be achieved by increasing the weight. Detailed information can be found on page 4, no. 3.
- 51) The maximum weight for additional equipment specified by the manufacturer must not be exceeded during the selection and configuration of your vehicle. The maximum weight for additional equipment specified by the manufacturer is intended to ensure that the legally prescribed so-called minimum payload is also actually available for the vehicle payload after delivery of a vehicle by the manufacturer. This means that only so much additional equipment can be ordered and installed in the factory that there is still sufficient free weight for luggage and other accessories (the so-called payload) without exceeding the technically permissible gross weight. Detailed information can be found on page 5, no. 5.
- 52) The technically maximum permissible gross weight describes the floor plan-related permissible weight specified by the manufacturer that your motorhome may weigh when loaded (e.g. 3,500 kg, 4,500 kg). The technically permissible gross weight of the vehicle (e.g. 3,500 kg) must not be exceeded under any circumstances while driving. Detailed information can be found on page 3, no. 1.

General

- 1) Multimedia centre option with touch screen in drivers cabin, monitor function for optional reversing camera, Wireless Apple CarPlay / Android Auto, Bluetooth, USB interface for connecting portable devices. Not in conjunction with Fiat Infotainment package.
- 2) Smart TV with receiver and DVB-T2 tuner (USB, HDMI, Full HD). TV position above lounge seating area on bathroom wall. Omission of designer shelves above lounge seating area with 24" Smart LED TV.
- 3) Retrofitting cost significantly higher. The tow bar option is temporarily unavailable for delivery from the basic vehicle manufacturer. Please contact your dealer.
- 4) Kitchen centre upgrade: Doors in matt ivory, worktop extension, divided sink cover with chopping board. Models 600 DB, 640 LE with wall holder. Model 640 LE RB: without worktop extension.
- 5) Option Fiat Ducato f40 incl. 16 inch steel wheels, not in combination with mud flaps option.
- 6) The mud flaps option is not available in combination with Fiat Ducato f40 and lacquered bumpers.
- 8) When selecting a driver's assistance package, there is a cut out for the camera casing in the camera position area (top centre) for the drivers cabin blackout system.
- 9) Child seats with retention systems may not be used on the passenger seat.
- 10) Removable double floor in rear storage compartment with limited access, support load (surface load) max. 95 kg.
- 11) The optional lithium ion batteries replace the standard gel battery/batteries. Battery status indication can be called up using free Android and iOS app and touch display.
- 12) The charge booster is incorporated between the alternator and the starter / habitation battery and ensures that the alternator produces sufficient electricity to charge the batteries while driving
- 13) In the event of unfavourable conditions, manual readjustment of the air conditioning system may be necessary.
- 14) Only possible in conjunction with 16 inch steel wheels or 16 inch alloy wheels with chassis version f35.
- 16) In conjunction with family-for-4 pop-up roof package: The standard skylights above the seating area and in the washroom are omitted. Hybrid pop-up roof only in conjunction with Malibu PREMIUM WINDOW option in washroom (except compact models). Not possible in combination with conversion kit for converting seating area to sleeping berth, wiring for solar power, wiring for satellite system.
- 17) Position of retaining clips for mounted awning crank in DB models: Above rear storage compartment; LE models: in rear storage compartment, mounted awning housing: Aluminium anthracite. Side wall mounted awning only available in conjunction with LED light strip on the mounted awning.
- 18) The specified fresh water volume already includes the volume of the boiler.
- 19) Recommended with model 540 DB.
- 20) Option of porthole window: Only one opening window at drivers side with models 640 LE, 640 LE K, 640 LE RB. The windows at the drivers side do not open in models 600 DB, 600 DB K. Porthole window not in conjunction with Malibu PREMIUM WINDOW at passenger side in rear bed area. Models 640 LE / 640 LE RB / 640 LE K: Porthole windows replace the standard Malibu PREMIUM WINDOW at the passenger side.
- 21) 4-cylinder engine with 2.2 l, 140 HP engine: 350 / 380 Nm, 180 PS engine: 380 / 450 Nm.
- 22) Multi-functional steering wheel option only possible in combination with radio or media centre or in Fiat Infotainment package.
- 23) LED daytime driving lights option not possible in conjunction with Fiat Full LED headlights, since this is already included.
- 24) Socket package option: 2x USB sockets in sleeping area at driver and passenger sides, 1x 230 V socket beneath rear bed directly in front of the storage compartment and therefore accessible from the living area and the rear storage compartment, 1x USB socket and 1x 230 V socket in the seat bench.
- 26) Additional battery recommended.
- 27) Radio/moniceiver option with touch screen in drivers cabin, Bluetooth, monitor function for optional reversing camera and USB interface for connecting portable devices. Not in conjunction with Fiat Infotainment package.
- 28) Turin world of style: Furniture finish with bicolor look in Wild Pear decor, bottom of overhead storage cabinet in matt ivory.
- 29) Cherry Style world of style: Furniture finish with bicolor look in Noble Cherry decor and high gloss ivory doors with wood applications, bottom of overhead storage compartment in matt ivory.
- 30) Analogue reversing camera only in conjunction with Pioneer radio or media centre. Digital reversing camera only in conjunction with Fiat Infotainment package.
- 31) Fitted at rear side of kitchen.
- 32) Malibu table and chair set option, consisting of two camping chairs incl. Malibu logo, carry bags and a table.
- 33) The collision braking system automatically triggers braking in the event of a collision in order to prevent or lessen the effects of a possible secondary collision.
- 34) Speakers in drivers cabin (2x) and lounge seating area (2x).
- 35) Malibu world of sleeping & decoration set consisting of one or three decorative cushions (depending on model), a jacquard bed throw with woven-in Malibu logo and a fitted sheet set for the rear bed of the respective model. No fitted sheet is provided for the optional inlay padding.
- 36) It is advisable to order the gas filter in conjunction with the Truma DuoControl CS option, since the manufacturer of the Truma DuoControl invalidates the warranty if the gas pressure regulator and valves become defective or damaged because of oil or other foreign materials in the liquid gas.
- 37) Side wall mounted awning only available in conjunction with LED light strip on the side wall mounted awning.
- 38) The standard Mini-Heki in the rear area is replaced by a Micro-Heki in conjunction with the family-for-4 pop-up roof package in models 600 LE / 600 DB K. The Mini-Heki in the rear area is omitted in model 540 DB.
- 39) State-of-the-art multimedia system with 10.1" display, Bluetooth connectivity with audio streaming and hands-free function, Smartphone integration via Android Auto or Apple CarPlay, USB interface for connecting portable devices.
- 40) Digital instrument cluster with colour display for optimum networking with the Fiat 10.1" multimedia system for displaying 3D navigation maps and for the driver assistance systems.
- 41) Due to a limitation in the selection of exterior colours from Fiat, we reserve the right to make colour changes stipulated by the base vehicle manufacturer. Your dealer will notify you promptly if this occurs.
- 42) If the sleeping area extension is chosen, the entrance steps to the rear bed come with an additional pull-out step.
- 43) The prices are recommended retail prices. Because of cost and price developments on the procurement markets, which are extremely volatile and can therefore not be calculated over the long term, the right is reserved to adjust our prices to our dealers and also make an appropriate price adjustment to our recommended retail prices. Of course, we endeavour to pass on appropriate pricing to the market at all times. You are advised to consult your dealer about the price that applies at the point in time when the sale is agreed.
- 44) Not available in conjunction with Fiat Infotainment package.
- 45) Separate wiring for the reversing camera is not available in conjunction with the Fiat infotainment package. The retrofitting cost for a reversing camera is therefore significantly higher.
- 46) USB socket in pop-up roof only in conjunction with socket package and family-for-4 pop-up roof package.
- 47) Not available in conjunction with family-for-4 pop-up roof package, since a rain gutter is already included.
- 49) Only available in conjunction with the style package or the exclusive line charming coupé / charming GT skyview

General Notes

- The price information shown includes the legally applicable rate of VAT of 21 % and excludes shipping and transport costs
- Some vehicles are shown with special equipment which is available at extra cost.
- This information is subject to price, design and equipment modifications and also mistakes. The details concerning scope of supply, appearance and performance correspond to the state of knowledge at the time of printing.
- If our suppliers change product designations during the season, we reserve the right to deliver a part type of equivalent value.
- Price, dimensions and weights subject to change. The current rate of VAT at the time of delivery shall be valid. All prices are non-binding recommended prices ex works. In the case of price adjustments by sub-contractors or base vehicle manufacturers, the prices will be modified accordingly.
- Mattress sizes can differ from the specified bed dimensions
- The installation of optional extras can result in loss of storage space.
- The option of mounting solar energy and satellite systems depends on the occupation of the roof area.
- Any change to the ex-works condition of your vehicle can have a detrimental effect on driving quality and road worthiness.
- Any structural alteration to the vehicle renders liability claims void. The same applies if the customer alters the finish/colour of chassis parts.
- Some special features can not be installed in all models. Your Malibu dealer would be pleased to inform you about installation and technical details regarding the model you require.
- Prices for optional extras apply to ex works installation (not retrofitting). These extras must be ordered in good time before the vehicle goes into production. For information about this, please contact your Malibu dealer directly.
- Deviations from the textures and colours in the illustrations are permitted in as far as they are due to the nature of the materials used and/or are usual in the trade. The same applies to technical changes to the vehicle as long as the overall product quality remains the same or is improved, and the intended use is not affected.
- It is possible that inferior-quality clothing can leave marks on the seat covers. This means that the seat covers are discoloured or the dye from the fabrics rubs off. We do not accept any liability for this kind of discolouration.
- We recommend always using Malibu accessories and having them installed in our factory. We do not accept any liability for damage caused by products that are not approved by Malibu or by non-permitted modifications. This particularly applies to the installation of parts by workshops that are not authorised by Malibu. You should therefore always have repairs or retrofits carried out by authorised Malibu trading partners and insist on genuine Malibu accessories.
- The water supply system that is installed corresponds to the state of technology in accordance with DIN 2001-2.

Discover our Malibu Vans
on our social media channels:



More information about Malibu can be found at
www.malibu-vans.com

© Malibu GmbH & Co. KG | Carthago Ring 1 | 88326 Aulendorf | Germany

Tel. +49 (0)7525 / 9200-0

All previous price list become invalid when this price list appears. Changes may occur during the model year after the editorial deadline for this printed document in December 2023. The manufacturer reserves the right to make structural and design changes that become necessary, provided that they are in the interest of technical progress and are reasonable for the customer, plus changes to equipment, differences in colour combinations or individual colour shades, material quality differences and changes to the scope of delivery on the part of the manufacturer. This also applies to colour differences on basic vehicles, insofar as they are a result of changes made by the basic vehicle manufacturer. Please consult your dealer for detailed advice concerning the status of the current product or series.

The information about the scope of delivery, appearance, performance, dimensions and weights of the vehicles – differences within the scope of the factory tolerances (max. +/- 5 %) are possible and permissible – corresponds to the state of knowledge at the time of going to print. Reprinting of this document, or even extracts thereof, is only permitted if written authorisation is obtained from Malibu GmbH & Co. KG beforehand. The information in this publication is compliant with the German StVO and StVZO (road traffic and road traffic licensing regulations). Mistakes, translation errors and printing errors excepted. All information is based on the characteristics of the German market.

Printed in Germany



malibu
a company of carthago